

GAY AND GRAY: LATEST RESEARCH, PRACTICE & POLICY ON LGBT ELDERS

Opportunity Conference

March 26, 2018

PRESENTERS

Jane Danner, MA, LSW
Director of Psychosocial Development &
Support
Volunteers of America
jdanner@voa.org

Rob Rodè, JD
Attorney & Partner
VOIGT, RODÈ & BOXETH, LLC
rrode@vrb-law.com

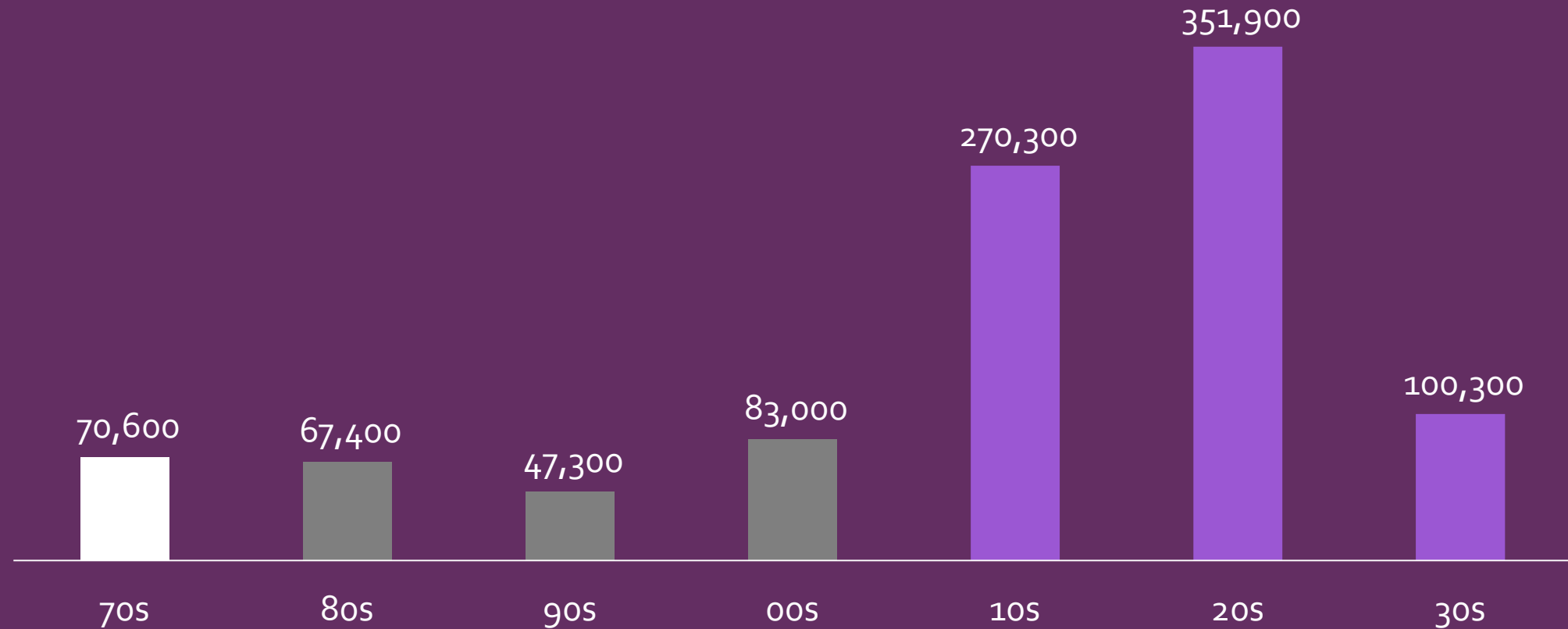
Rajean Moone, PhD
Executive Director
Training to Serve
rajean@trainingtoserve.org

PRESENTATION

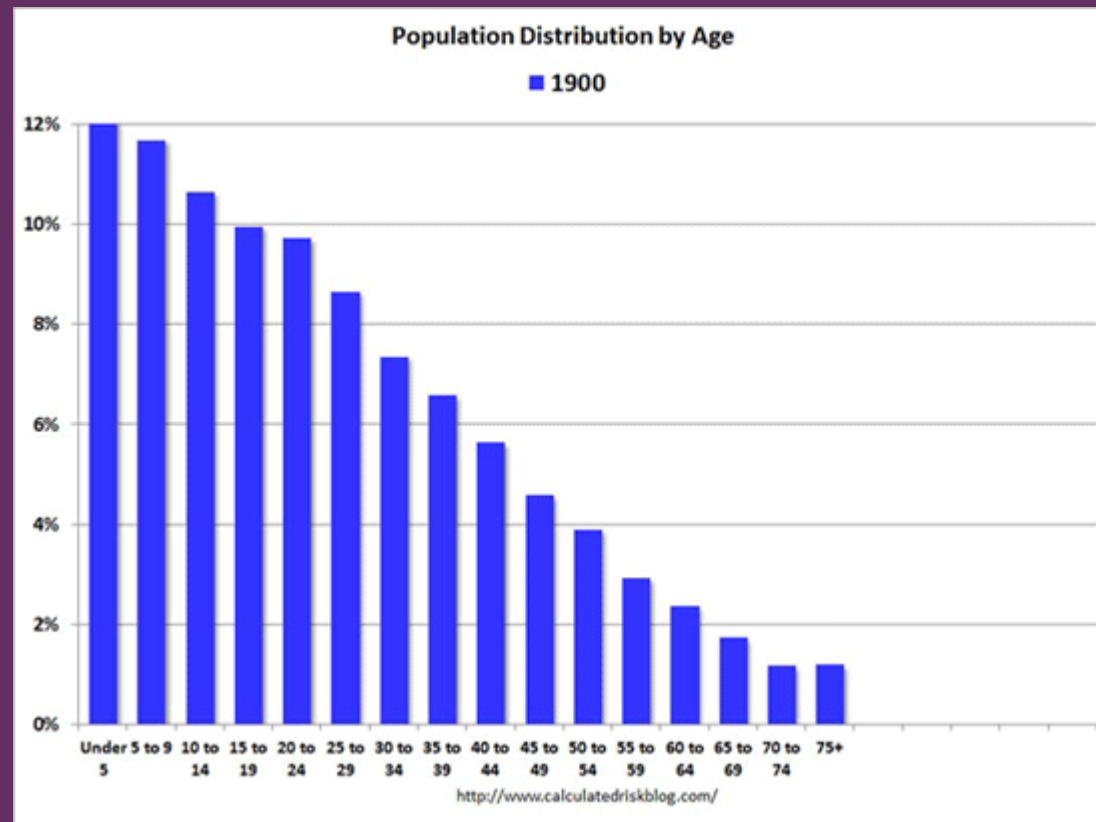
1. The Age Wave
2. Elder Abuse in the News
3. National Trends
4. Discussion

THE AGE WAVE

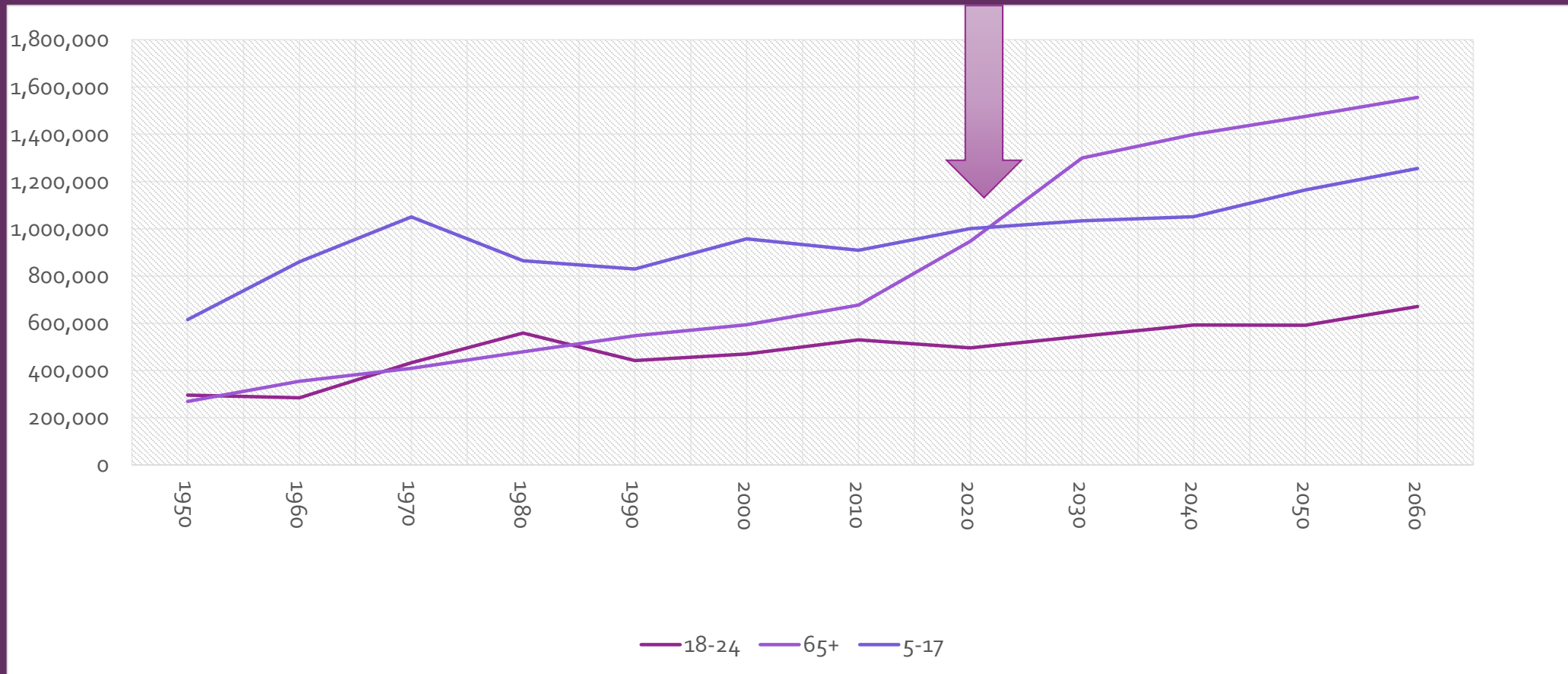
65+ ADDED TO MN EACH YEAR



THE "WAVE"



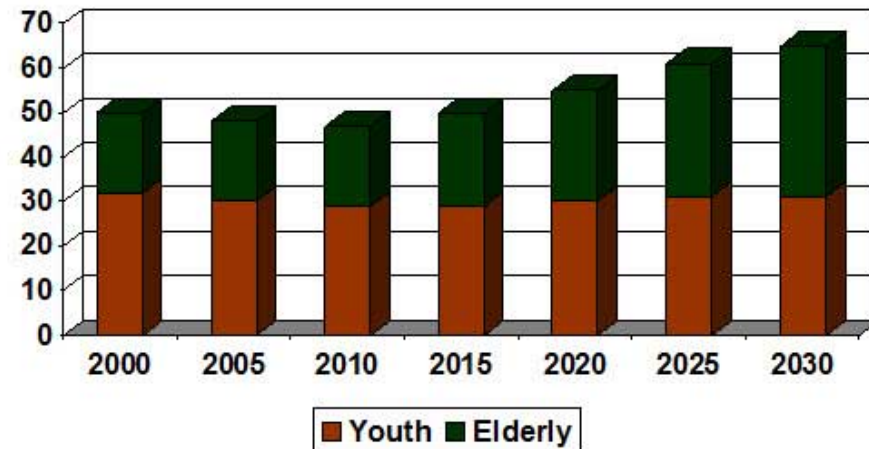
AGE CHANGES



INFLUENCING THE TREND

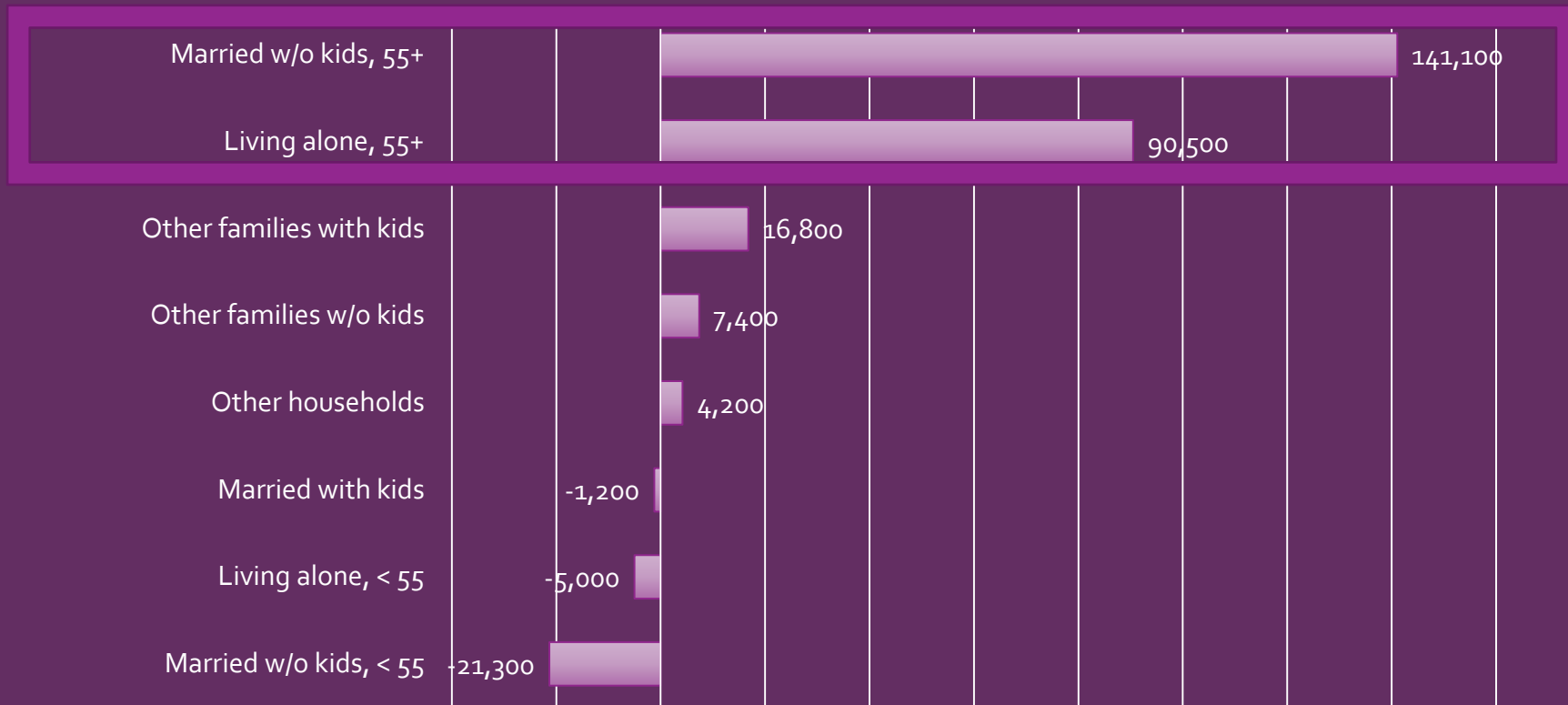
1. Aging of the Baby Boomers (1946-1964)
2. Increase in life expectancy
 - Medical advances
 - Public health
3. Decrease in birth rate

Dependency Ratio



Source: MN State Demographer

HOUSEHOLD GROWTH 2010-2020



DISPARITIES EXIST

	All	White, non-Hispanic	Of Color (all)	Specific Populations of Color			
				African American	American Indian	Asian	Hispanic/Latino*
Population	2,849,567	2,173,218	676,349	238,723	20,906	184,683	167,558
Median age	36	40	26	27	32	27	25
Median household income	\$64,630	\$68,743	\$43,187	\$28,972	\$39,326	\$62,916	\$42,175
Percent in poverty	9%	6%	24%	32%	29%	17%	21%
Percent foreign-born	10%	2%	41%	28%	5%	61%	41%
Home ownership rate	71%	77%	38%	25%	44%	57%	41%
Adults with a bachelor's degree or higher	38%	40%	26%	19%	15%	44%	16%
High school graduation rate	72%	82%	52%	46%	37%	70%	46%
3rd grade reading: proficient	74%	86%	55%	52%	53%	64%	51%

* Of any race.

TWIN CITIES LGBT AGING NEEDS ASSESSMENT (2012)

Nearly 2x as likely to
be a caregiver

Less likely to have a
caregiver

Half as likely to have
children

More likely to live
alone

Less than 1:5 believe
they would receive
sensitive care if LGBT
identity were known

AGEISM

prejudice or discrimination on the basis of a
person's age

the last accepted “ism”

GENERATIONAL DIVIDE

Silent Generation



```
graph TD; A[Silent Generation] --> B[Baby Boom Generation]; B --> C[Generation X]; C --> D[Millennials]
```

Baby Boom Generation

Generation X

Millennials

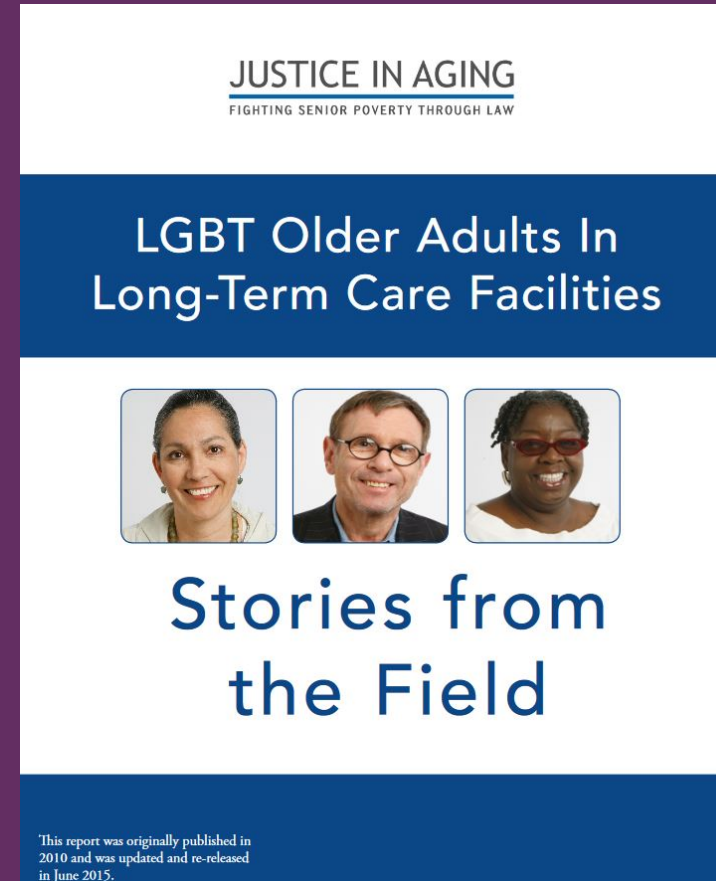
ELDER ABUSE IN THE NEWS

STORIES FROM THE FIELD

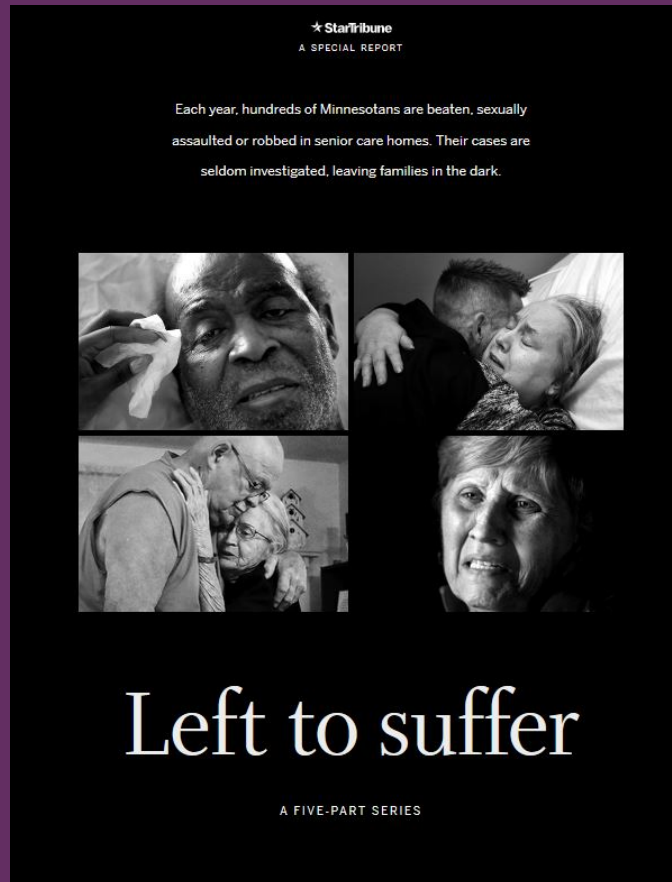
Feelings of Fear

89% predicted staff would discriminate against an LGBT resident

53% predicted staff would abuse or neglect an LGBT resident



STAR TRIBUNE SERIES



Part 1: Abused, Ignored Across Minnesota

Part 2: Families Wait Years for Answers

Part 3: When Roommates are the Abusers

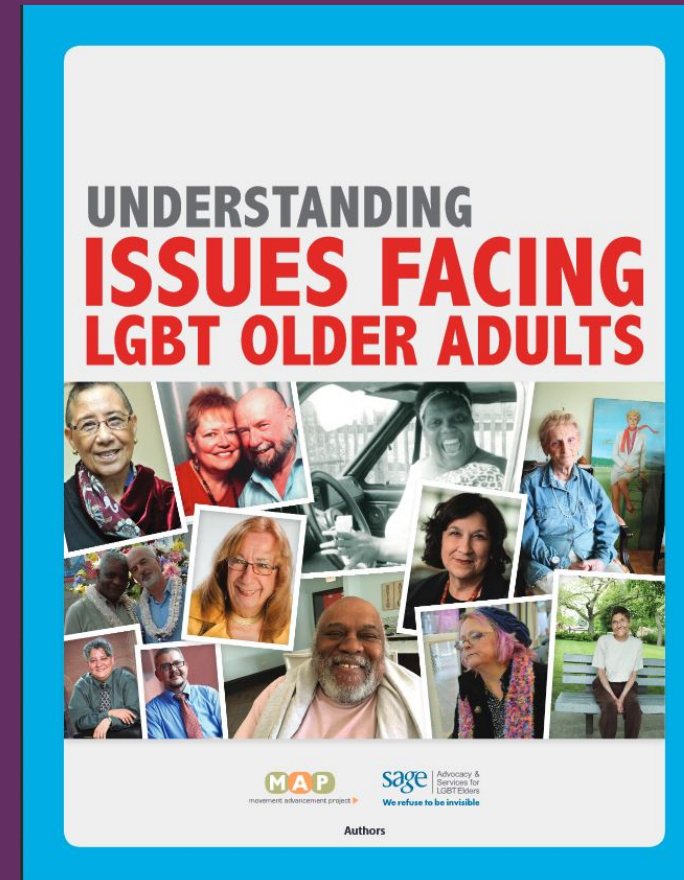
Part 4: Speak Up, and Risk Eviction

Part 5: A Model to Protect Seniors

NATIONAL TRENDS

2017 REPORT

1. A lifetime of discrimination and lack of legal & social recognition can lead to economic insecurity.
2. A reliance on chosen family may lead to dwindling support networks.
3. A lack of competent, inclusive healthcare can result in poorer health outcomes.



THE CELEBRATING...

- Same-sex marriage
- Medicare coverage
- HUD nondiscrimination policies
- New regulatory language
- LGBT Elder Americans Act
- Transgender military

THE CONCERNING...

- National Survey of Older Americans Act Participants
- Division of Conscience and Religious Freedom

DISCUSSION

WHAT CAN I DO?

Become Aware –
Sign up for TTS
Advocacy Alerts

Participant – Join
the April 25th
Community
Conversation

Advocate – Meet
with your
legislators