



The Health of LGBTQ Youth: A Two-Year Analysis

Daniel Fernandez-Baca | Director | Center for Health Statistics

March 26, 2018



Minnesota Student Survey (MSS)

- One of the longest running youth surveys in the nation
- A triennial survey that began in 1989
- An anonymous statewide school-based survey
- Asks students about their activities, opinions, behaviors and experiences on school climate, bullying, out-of-school activities, health and nutrition, emotional and mental health, relationships, substance use and more.



Minnesota Student Survey (MSS)

- Purpose
 - Provide data for program planning, evaluation, and to meet state and federal reporting requirements
 - Address relevant issues confronting students
 - Involve schools/other educational settings statewide and provide data for local use
 - Monitor trends over time



Minnesota Student Survey (MSS)

- Partnership of 4 Minnesota state agencies:
 - Department of Education
 - Department of Health
 - Department of Human Services
 - Department of Public Safety



Survey Coordination and Administration

- Population-based survey for students in grades 5, 8, 9, 11 and in non-traditional learning settings
- Grades surveyed changed from the past, which had been grades 6, 9 and 12
 - Concerns about 12th grade data quality
- Maintains 3 year interval between grades
- Retains 9th grade for trending purposes



Survey Coordination and Administration

- Building level choice of two modes of administration offered in 2016
 - Pencil-paper bubble survey – scanned
 - Online electronic survey
- Uniform instructions, checklist provided
- Schools/facilities administer the survey
- January-May administration
- Takes one class period to administer



District Participation in the 2016 MSS

- District participation rate:
 - **In 2016, 282 out of 330 public school districts participated statewide (85%)**
- District participation over time:

1992	1995	1998	2001	2004	2007	2010	2013	2016
99%	92%	92%	91%	88%	91%	88%	84%	85%

Student Participation in the 2016 MSS

- Regular public schools:

Statewide numbers of MSS participants and participation rates

	<u># students (% of enrolled)</u>
5 th grade:	41,865 (66%)
8 th grade:	44,983 (73%)
9 th grade:	45,309 (71%)
11 th grade:	36,576 (61%)

Non-Participation in the 2016 MSS

- Reasons for non-participation of districts in 2016
 - Staff turnover: No specific person to take the lead, or new staff unfamiliar with the survey and its value
 - Districts conducting their own surveys
- Reasons for student non-participation within participating districts
 - Voluntary survey: Student chose not to participate
 - Parents didn't allow
 - Student was out of school on that day or at that time
 - Drop out

Rainbow Health Institute: Invisible Youth (2015)

- Numbers
- Socio/Economic Home Indicators
- Home Environment
- School Climate
- Education
- Community Engagement/Out of School Activities
- Mental Health
- Physical Health
- Behaviors



Analysis for this Presentation

- 9th and 11th graders were asked the following question:
 - *“What is your biological sex?”*
- 2016 MSS was the first year students were asked:
 - *“Do you consider yourself transgender, genderqueer, genderfluid, or unsure about your gender identity?”*
- For the purposes of replication, these results only rely on biological sex



Numbers

Sexual Orientation

	2013	2016
Straight	72,798	72,305
	93.6%	89.7%
Bisexual	2,223	4,014
	2.9%	5.0%
Gay/Lesbian	655	1,027
	.8%	1.3%
Questioning	2,082	3,272
	2.7%	4.1%

Sexual Orientation by Sex and Grade

	2013				2016			
	Grade 9		Grade 11		Grade 9		Grade 11	
	Male	Female	Male	Female	Male	Female	Male	Female
Straight	19,620	18,945	17,424	16,809	21,058	18,596	17,093	15,441
	95.1%	91.5%	95.1%	92.9%	94.0%	84.7%	94.0%	86.3%
Bisexual	262	955	245	761	417	1,769	424	1,393
	1.3%	4.6%	1.3%	4.2%	1.9%	8.1%	2.3%	7.8%
Gay/Lesbian	179	149	209	118	205	294	255	260
	.9%	.7%	1.1%	.7%	.9%	1.3%	1.4%	1.5%
Questioning	573	667	443	399	730	1,290	420	806
	2.8%	3.2%	2.4%	2.2%	3.3%	5.9%	2.3%	4.5%

Sexual Orientation by Ethnicity

	2013			2016		
	Hispanic/Latino	Somali	Hmong	Hispanic/Latino	Somali	Hmong
Straight	4,804	624	2,039	6,153	1,170	2,084
	91.8%	83.8%	90.4%	87.3%	87.2%	87.5%
Bisexual	224	28	60	446	24	88
	4.3%	3.8%	2.7%	6.3%	1.8%	3.7%
Gay/Lesbian	67	27	29	104	19	36
	1.3%	3.6%	1.3%	1.5%	1.4%	1.5%
Questioning	136	66	127	346	129	173
	2.6%	8.9%	5.6%	4.9%	9.6%	7.3%

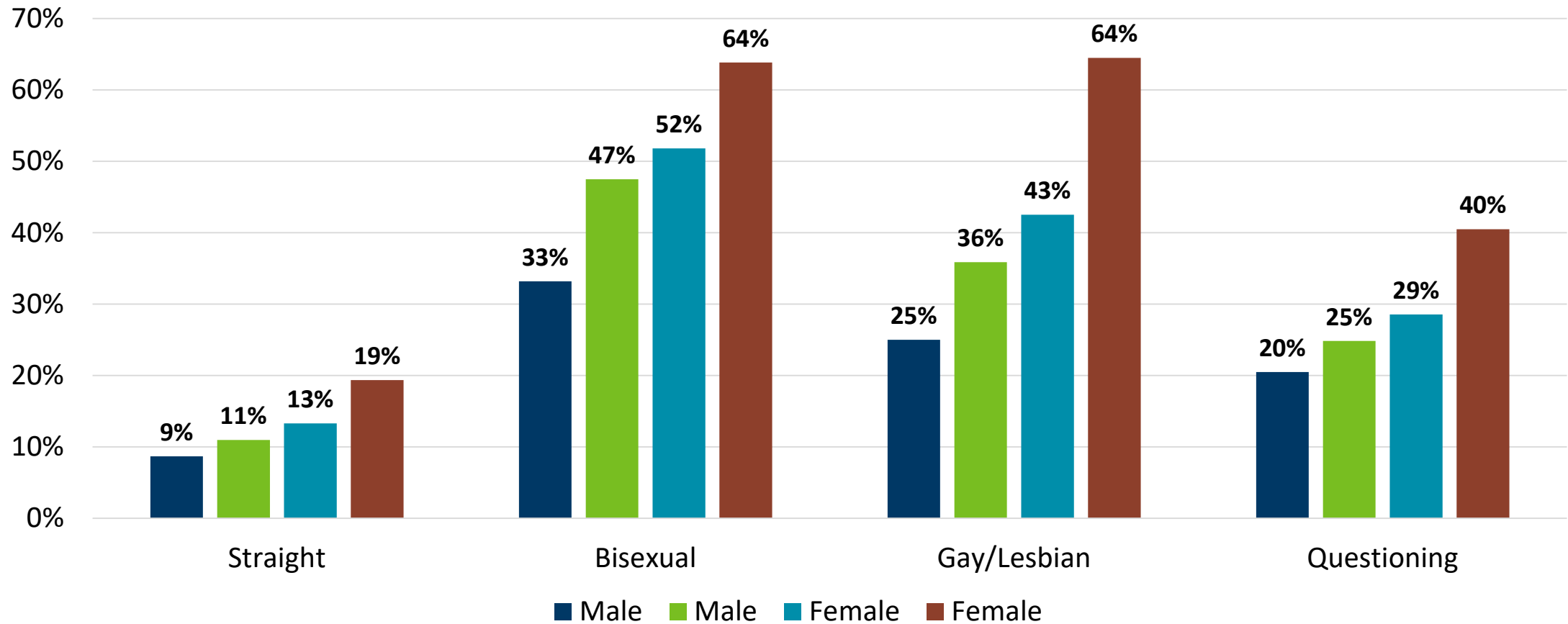
Sexual Orientation by Ethnicity

	2013					2016				
	American Indian or Alaskan Native	Asian	Black, African or African American	Native Hawaiian or Other Pacific Islander	White	American Indian or Alaskan Native	Asian	Black, African or African American	Native Hawaiian or Other Pacific Islander	White
Straight	3,426	4,925	5,698	667	60,868	3,645	5,536	6,381	710	59,515
	87.6%	90.5%	89.3%	84.1%	94.2%	83.2%	86.4%	86.3%	82.3%	90.3%
Bisexual	287	146	328	50	1,746	450	312	475	78	3,268
	7.3%	2.7%	5.1%	6.3%	2.7%	10.3%	4.9%	6.4%	9.0%	5.0%
Gay/Lesbian	56	73	113	24	474	72	99	133	24	806
	1.4%	1.3%	1.8%	3.0%	.7%	1.6%	1.5%	1.8%	2.8%	1.2%
Questioning	140	300	239	52	1,518	213	460	401	51	2,329
	3.6%	5.5%	3.7%	6.6%	2.3%	4.9%	7.2%	5.4%	5.9%	3.5%

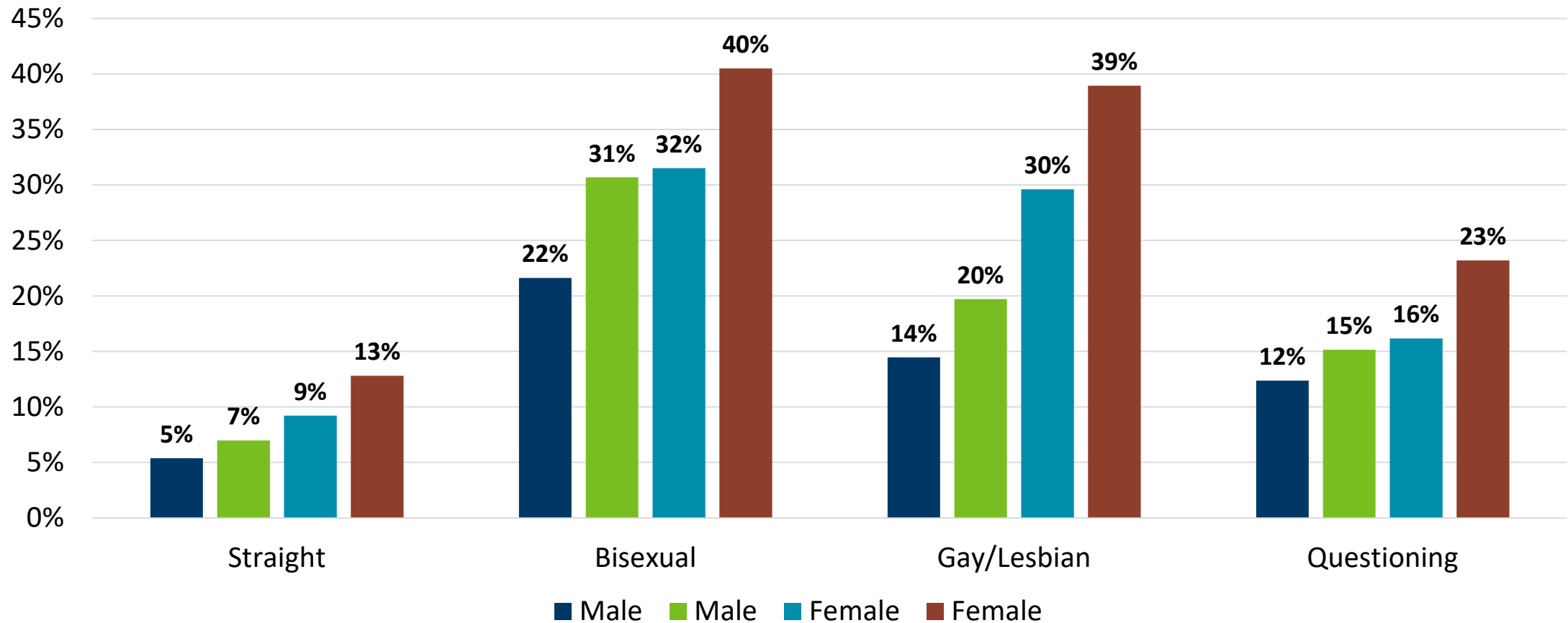


Mental Health

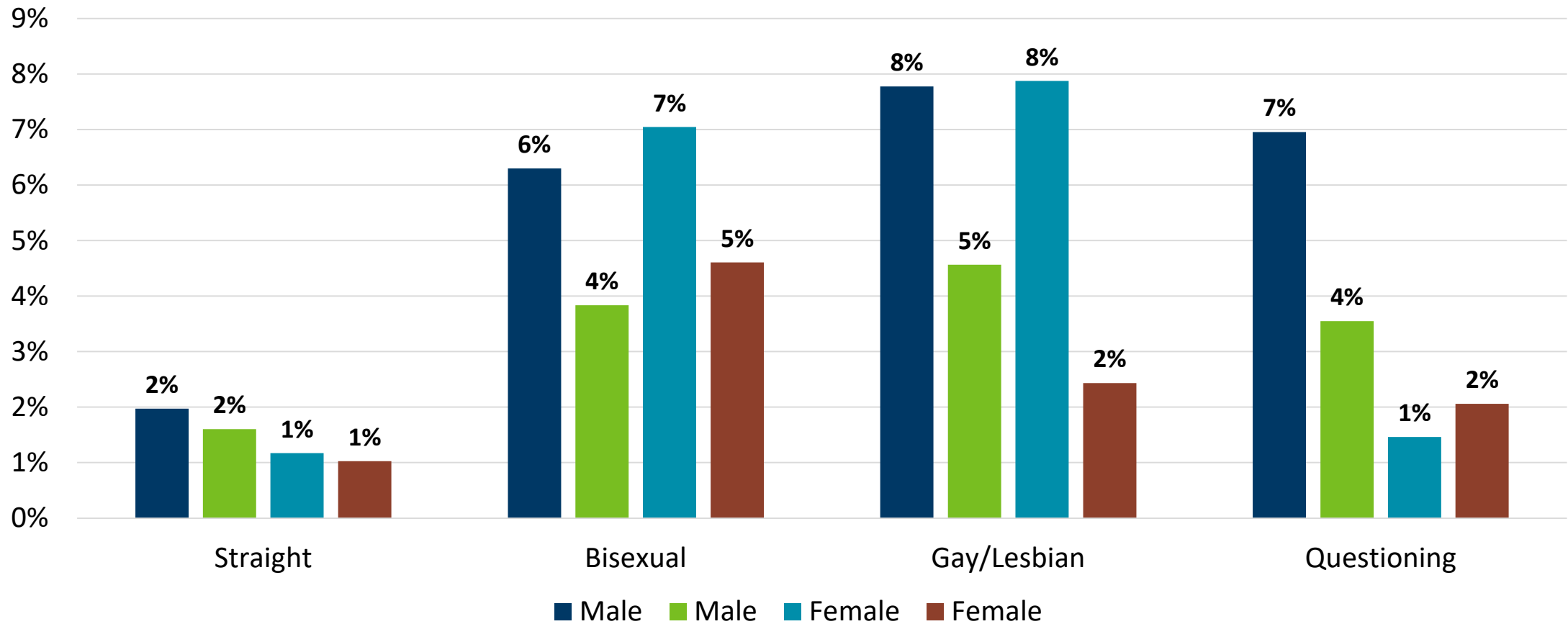
Do you have any long-term mental health, behavioral or emotional problems? Long-term means lasting 6 months or more. (Yes)



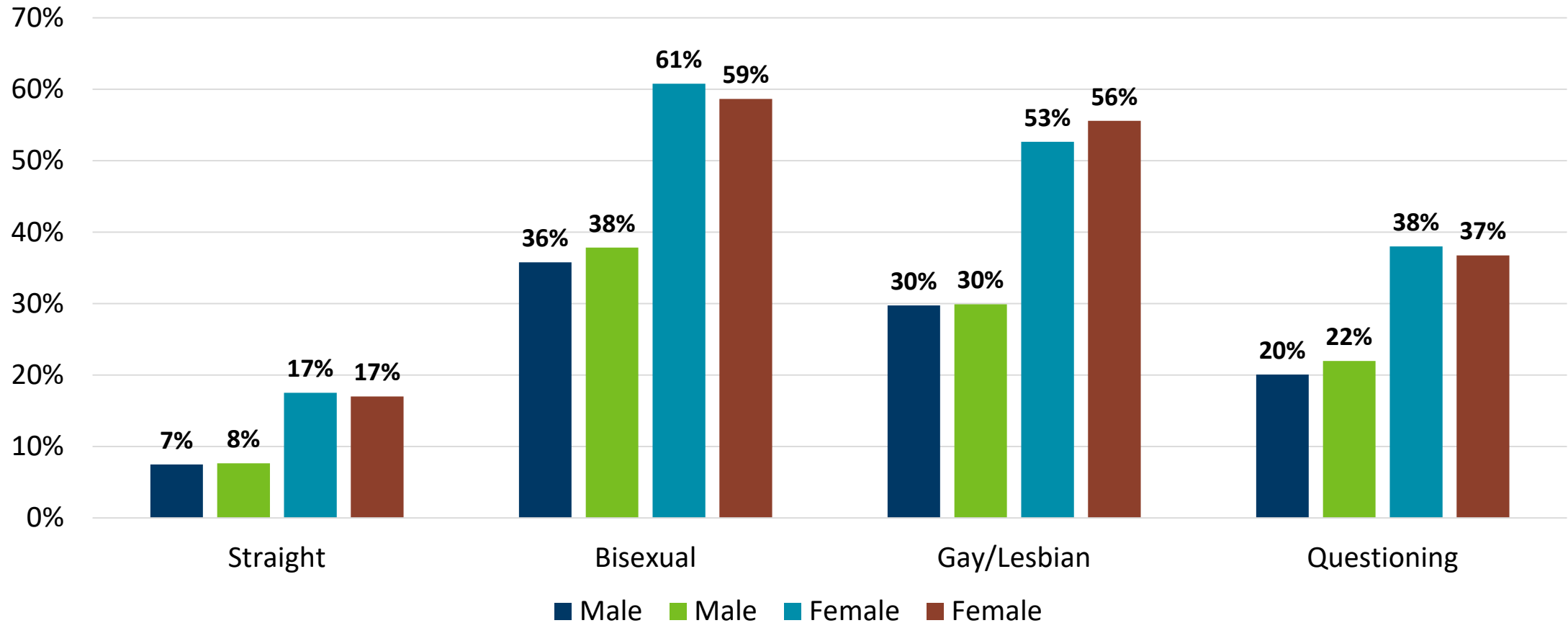
Have you ever been treated for a mental health, emotional or behavioral problem? (Yes, during the last year)



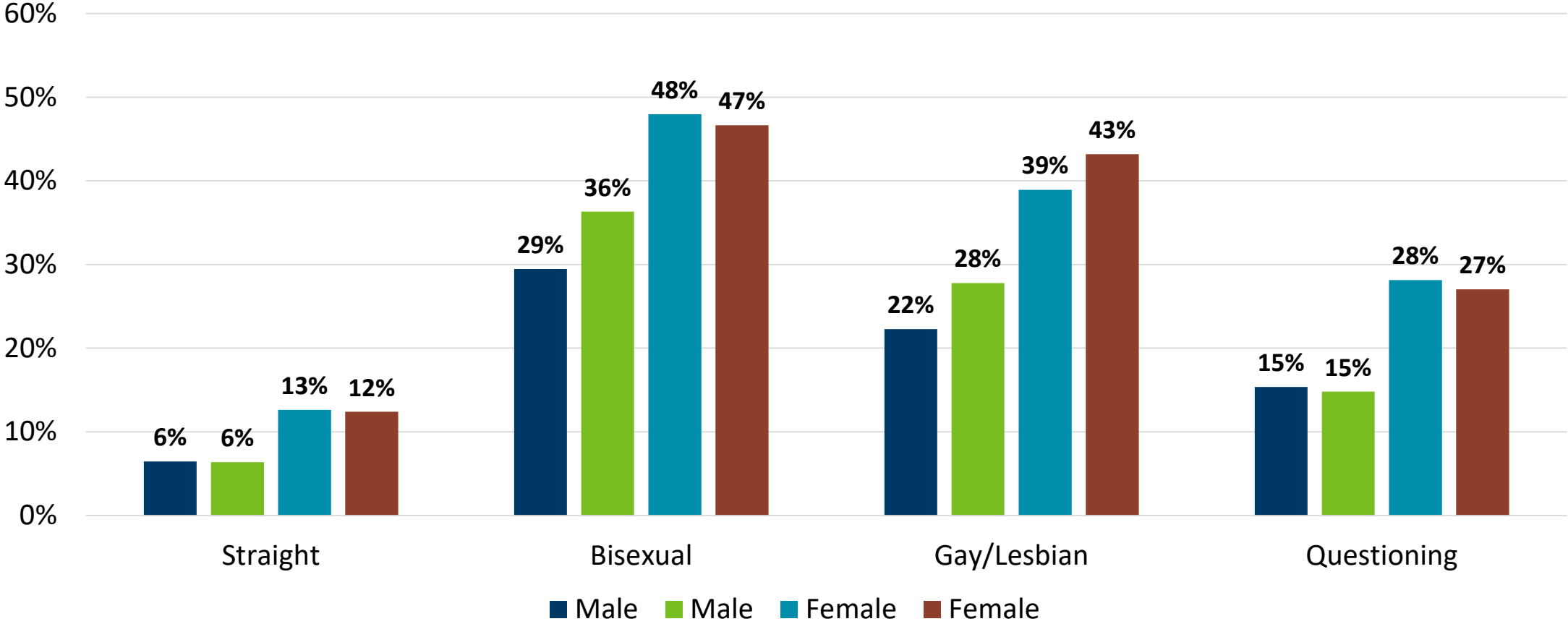
Have you ever been treated for an alcohol or drug problem? (Yes, during the last year)



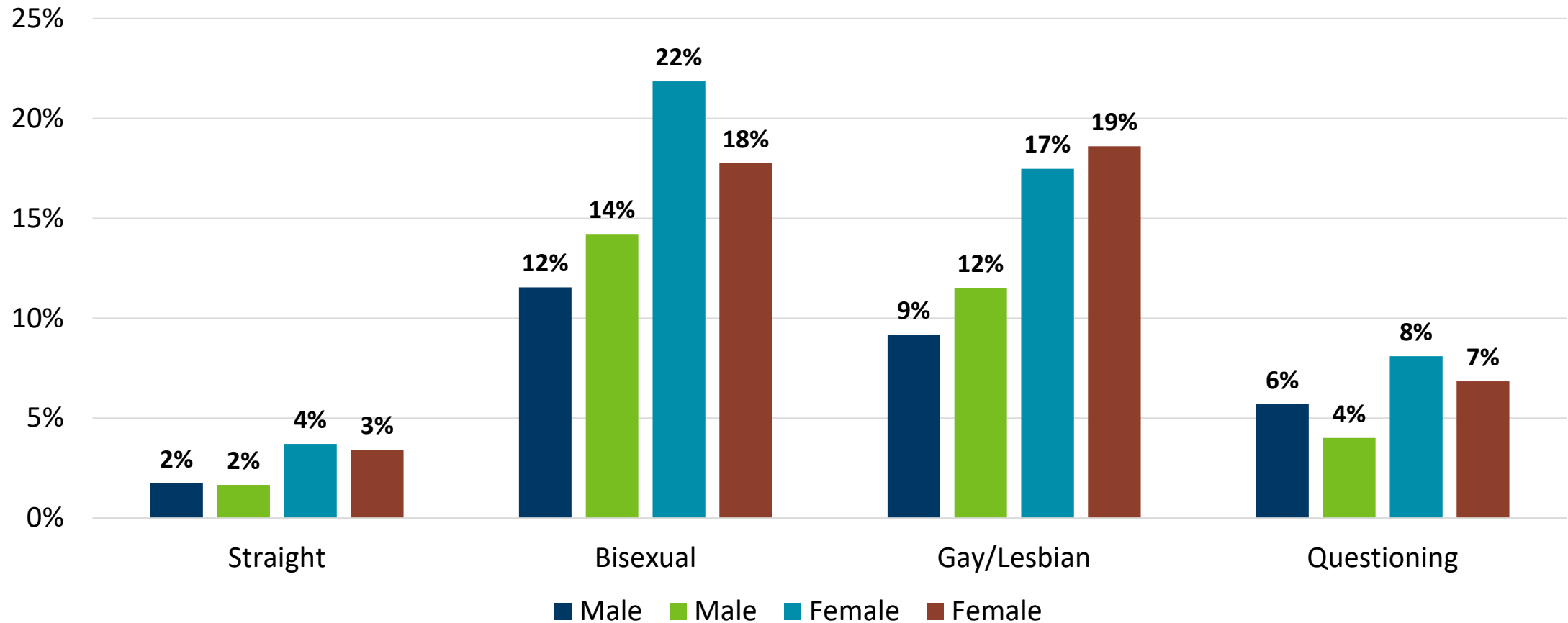
During the last 12 months, how many times did you do something to purposely hurt or injure yourself without wanting to die, such as cutting, burning, or bruising yourself on purpose? (One of more times)



Have you ever seriously considered attempting suicide? (Yes, during the last year)



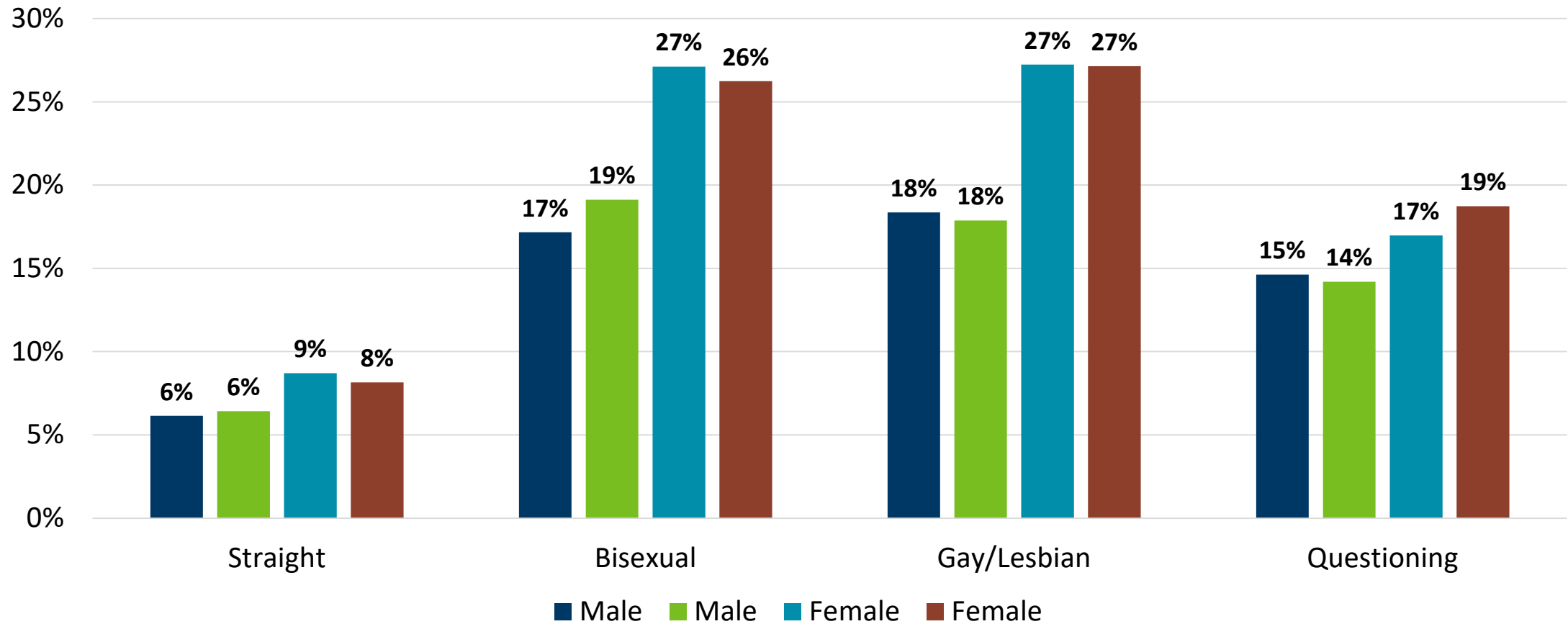
Have you ever actually attempted suicide? (Yes, during the last year)



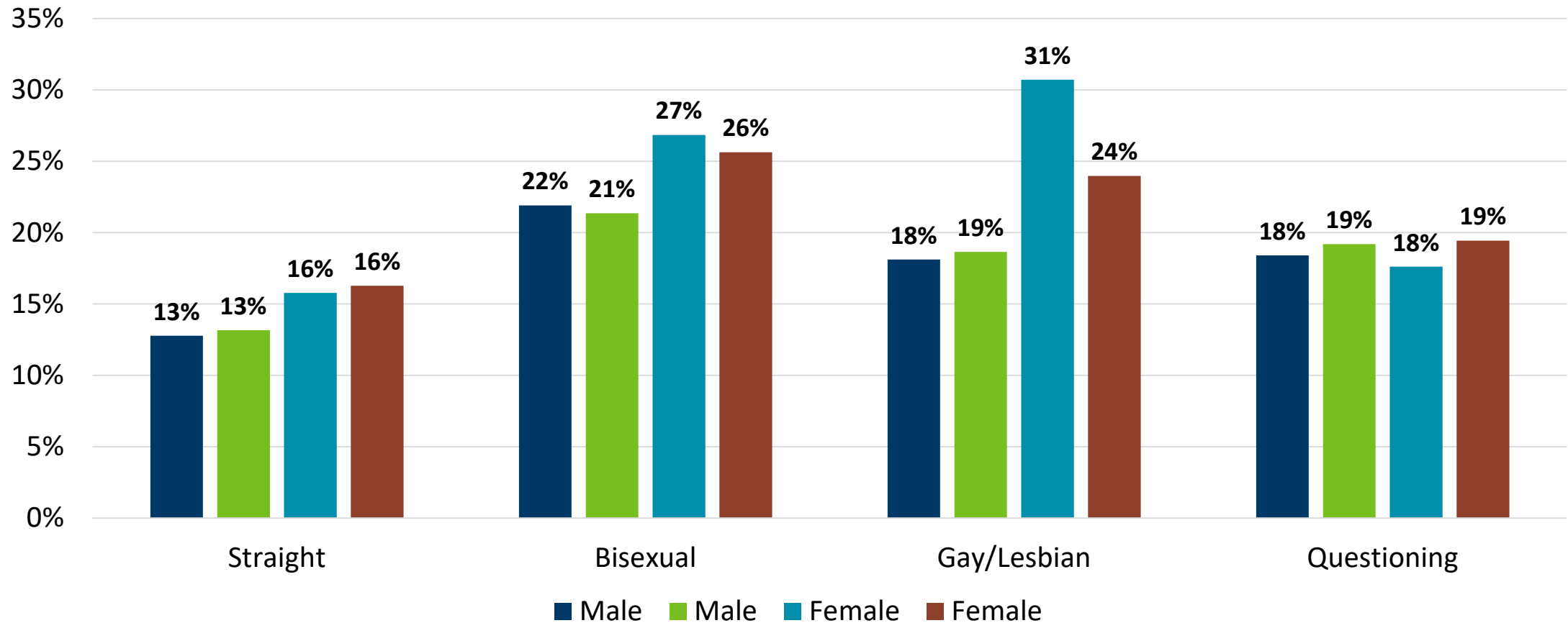


Physical Health

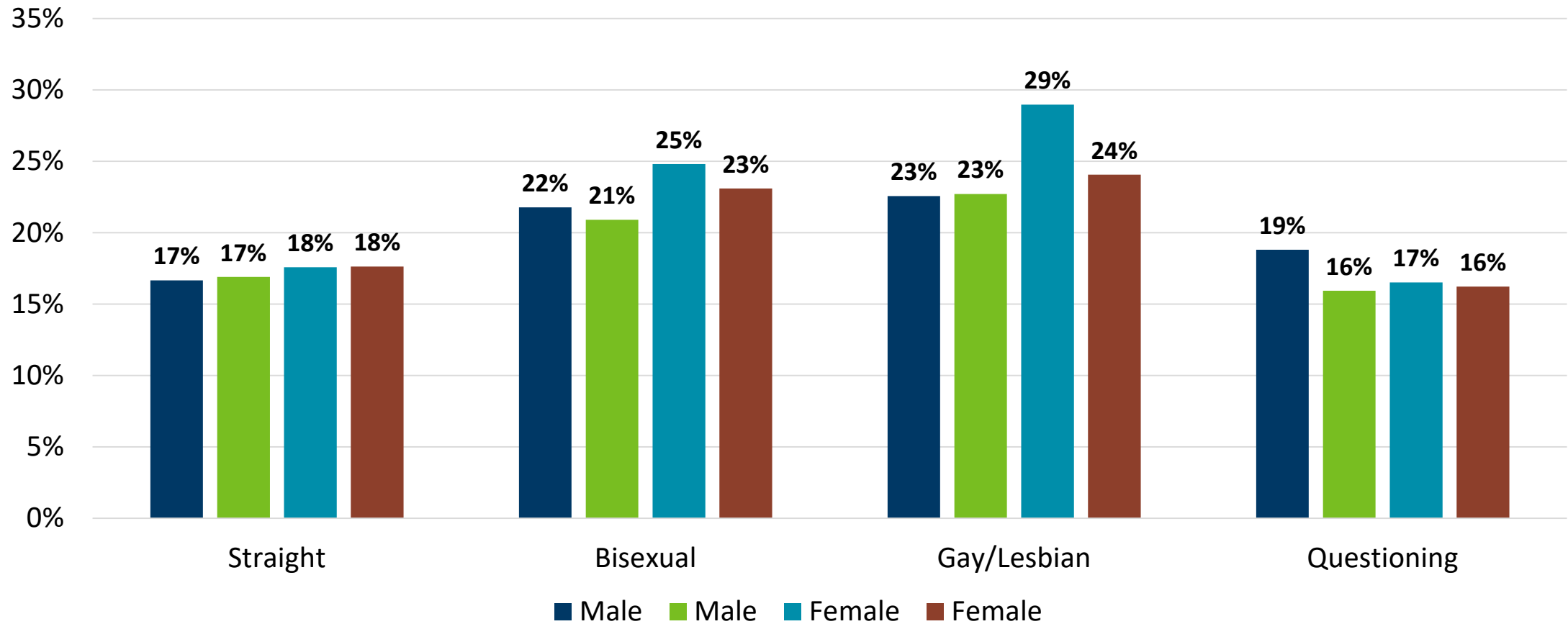
How would you describe your health in general? (Fair/poor)



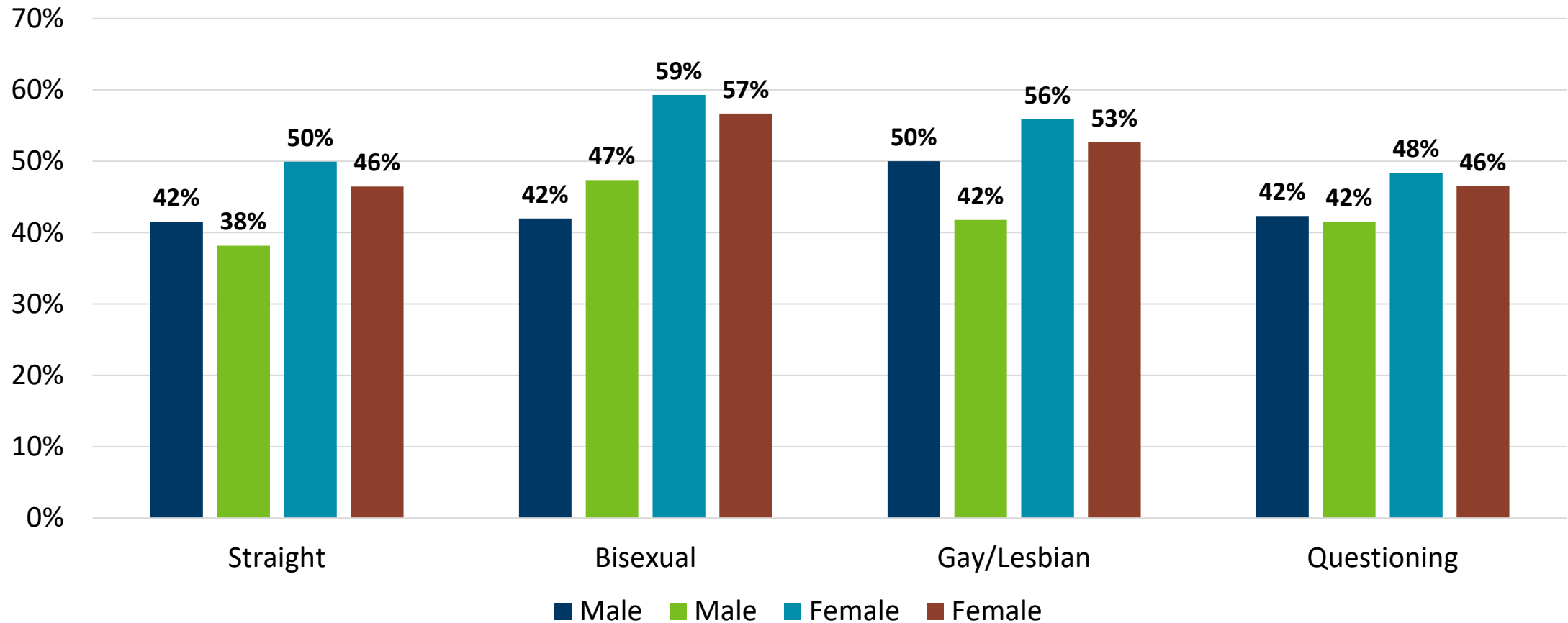
Do you have any physical disabilities, or long-term health problems (such as asthma, cancer, diabetes, epilepsy or something else)? (Yes)



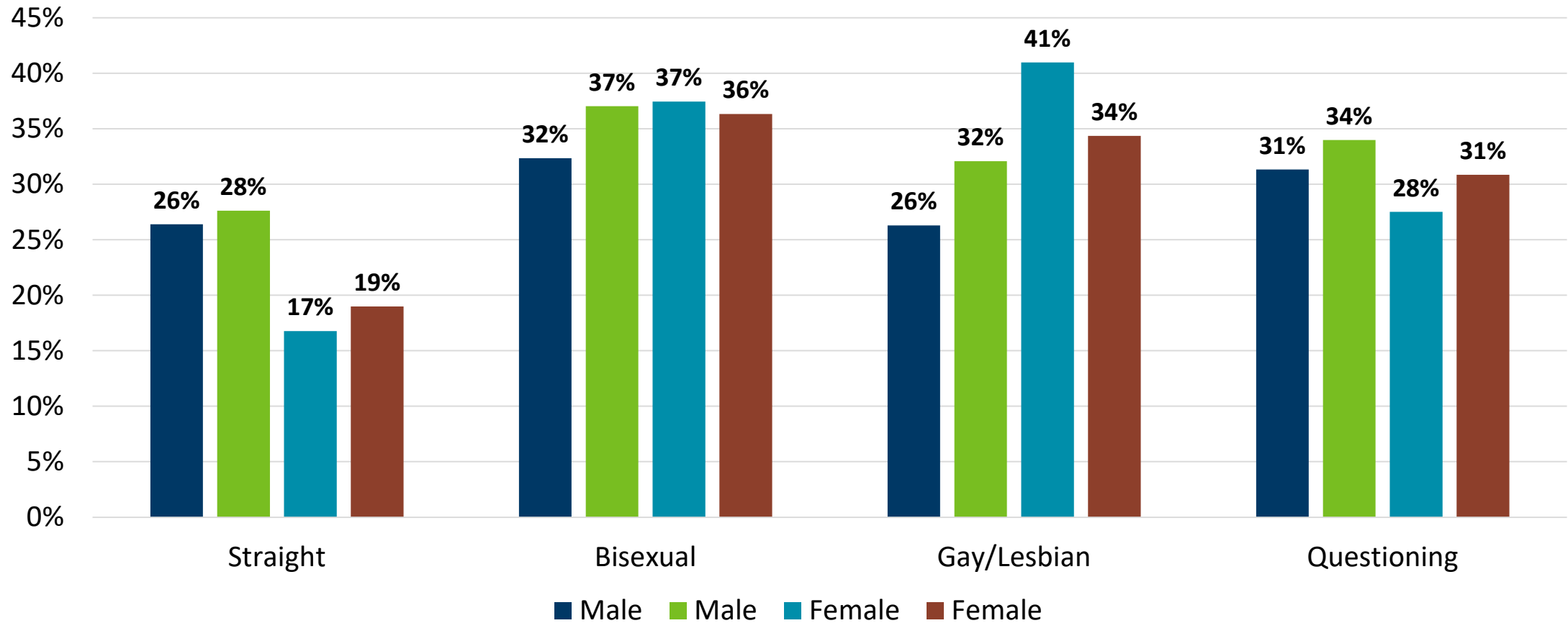
Has a doctor or nurse ever told you that you have asthma? (Yes)



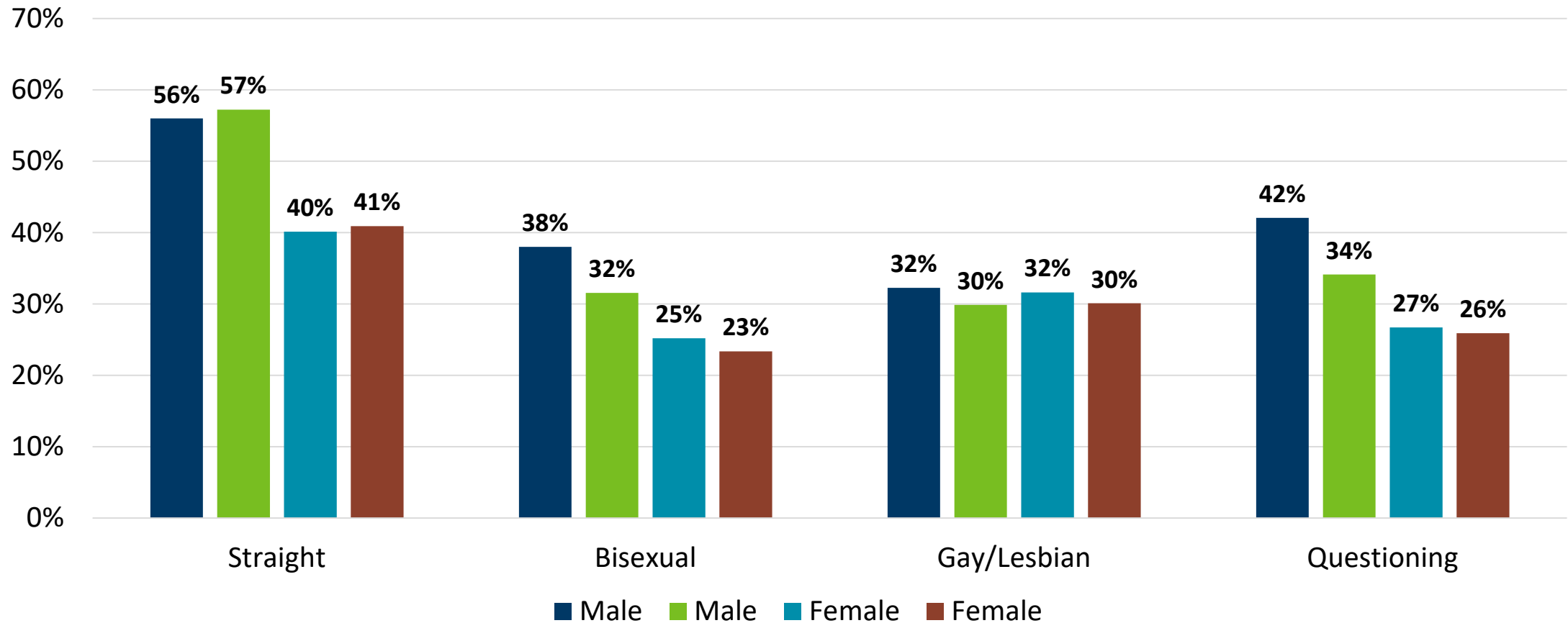
During the last 30 days, how many times have you stayed home because you were sick? (One or more times)



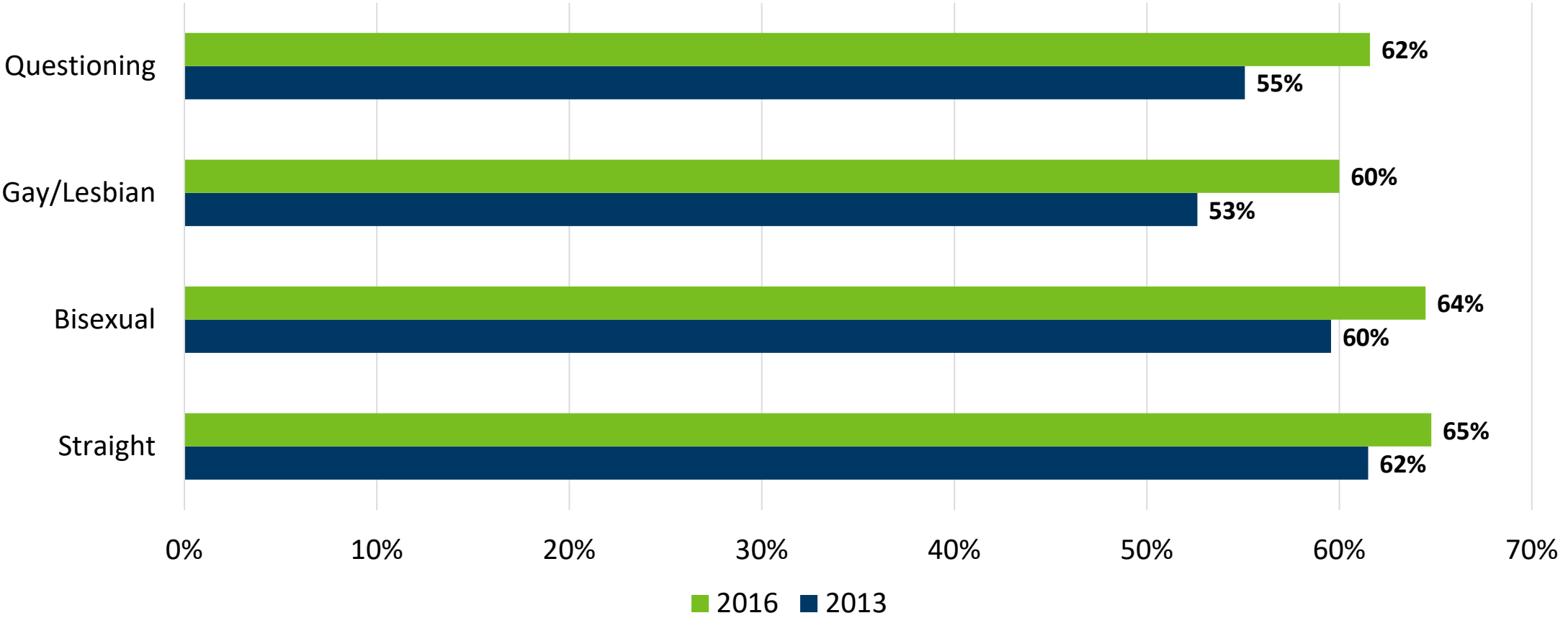
Weight Status (Overweight/Obese)



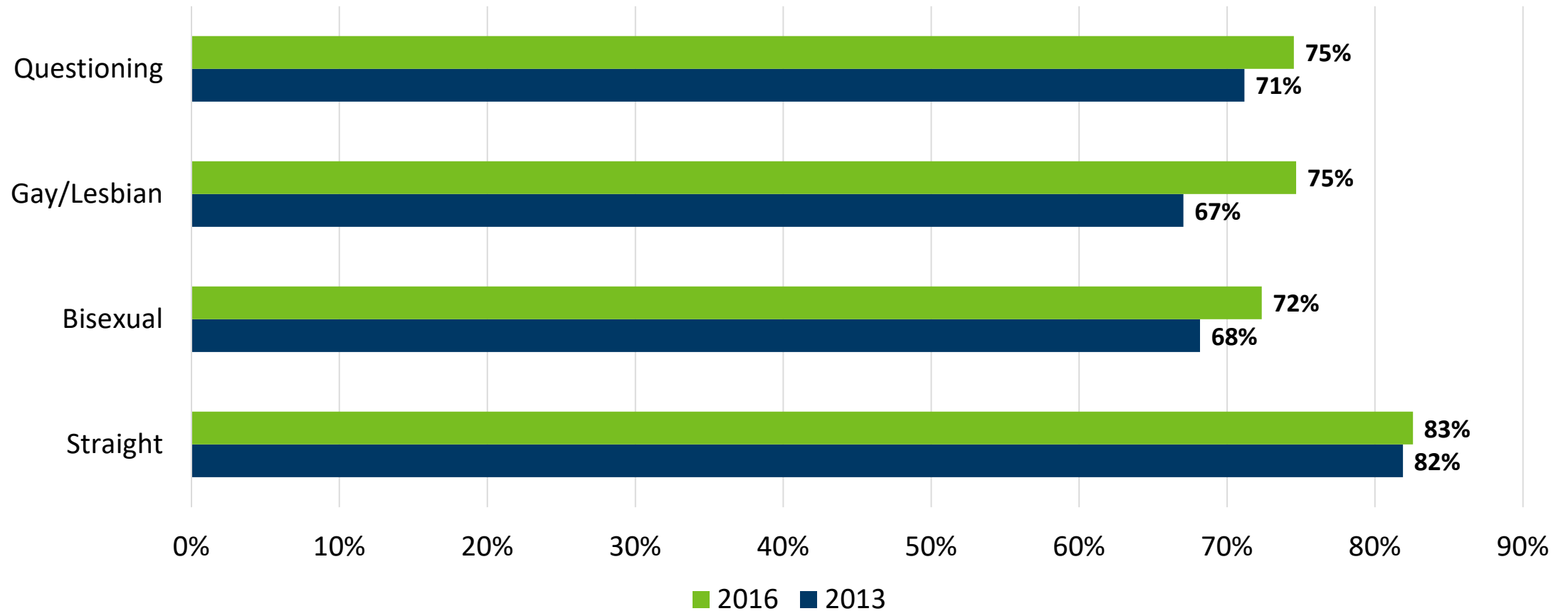
During the last 7 days, on how many days were you physically active for a total of AT LEAST 60 MINUTES PER DAY? (Active 5 or more days)



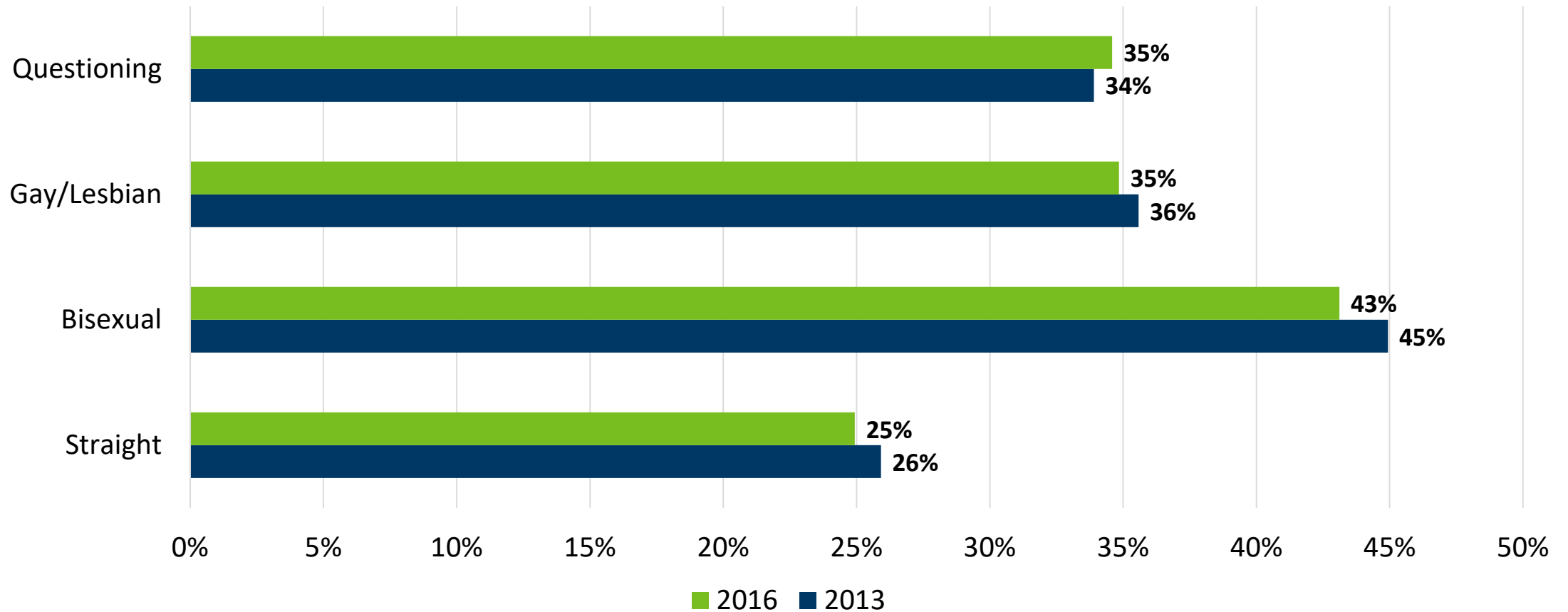
When was the last time you saw a doctor or nurse for a check-up or physical exam when you were not sick or injured? (In the last year)



When was the last time you saw a dentist or dental hygienist for a regular check-up, exam or teeth cleaning or other dental work? (In the last year)



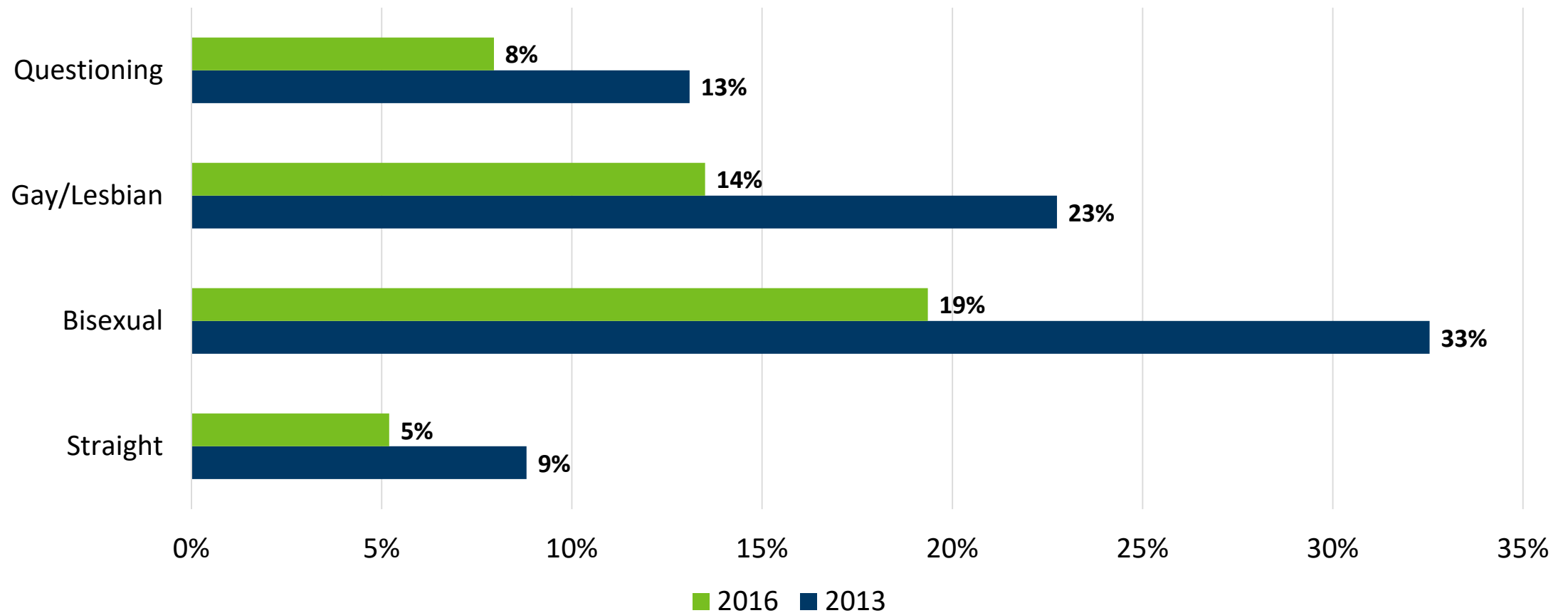
During the last 30 days, how many times have you gone to the nurses office? (One or more times)



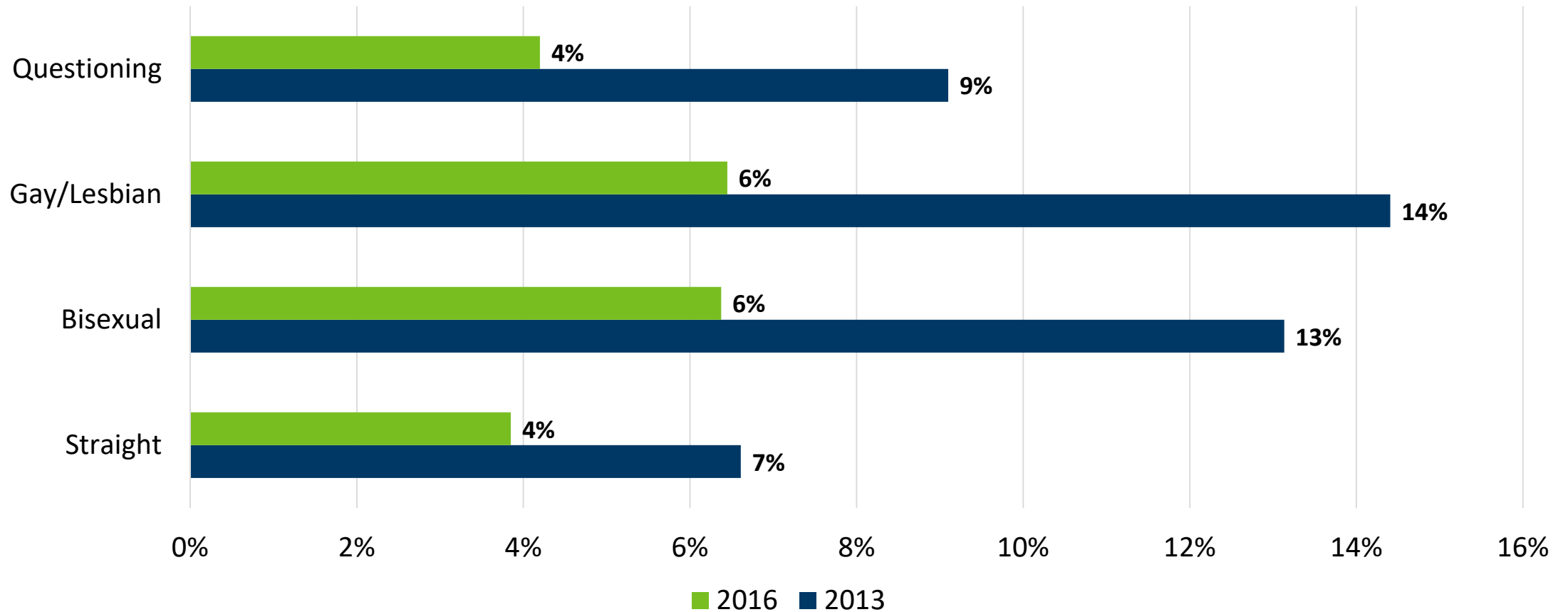


Behavior

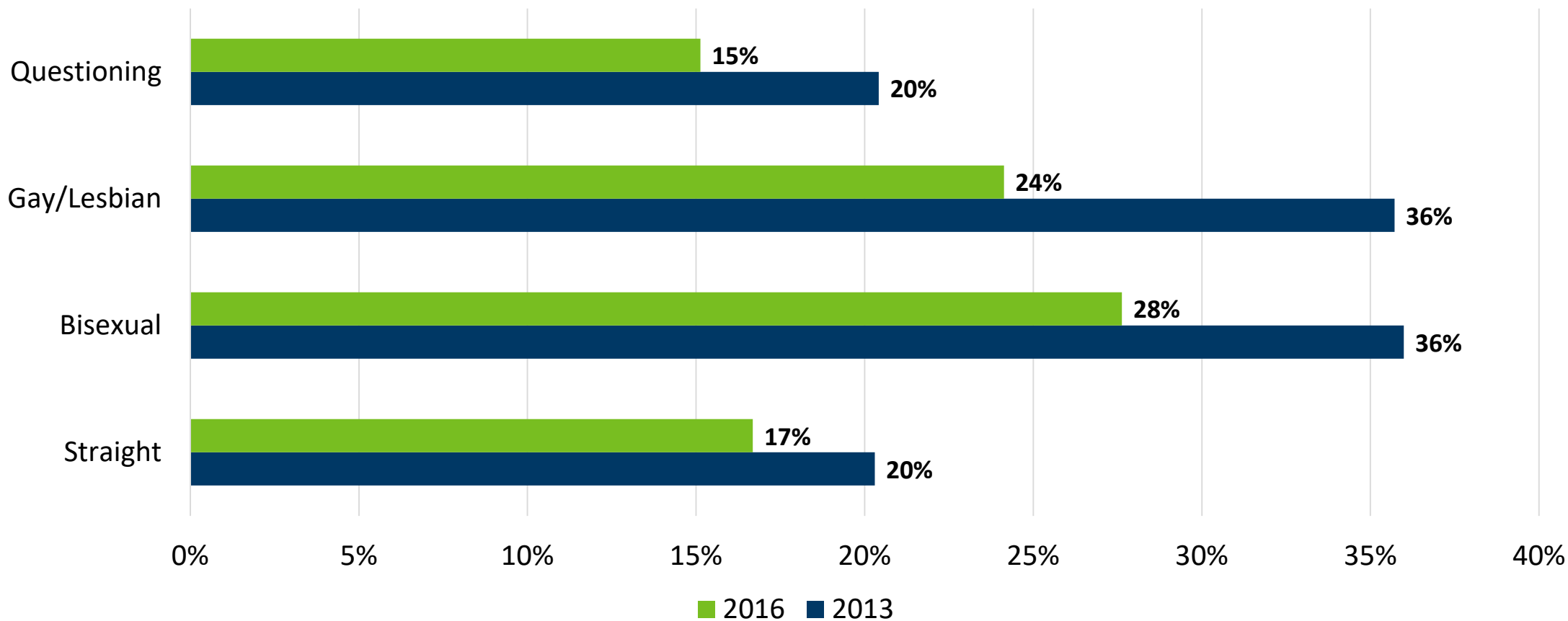
During the last 30 days, on how many days did you smoke a cigarette? (One or more days)



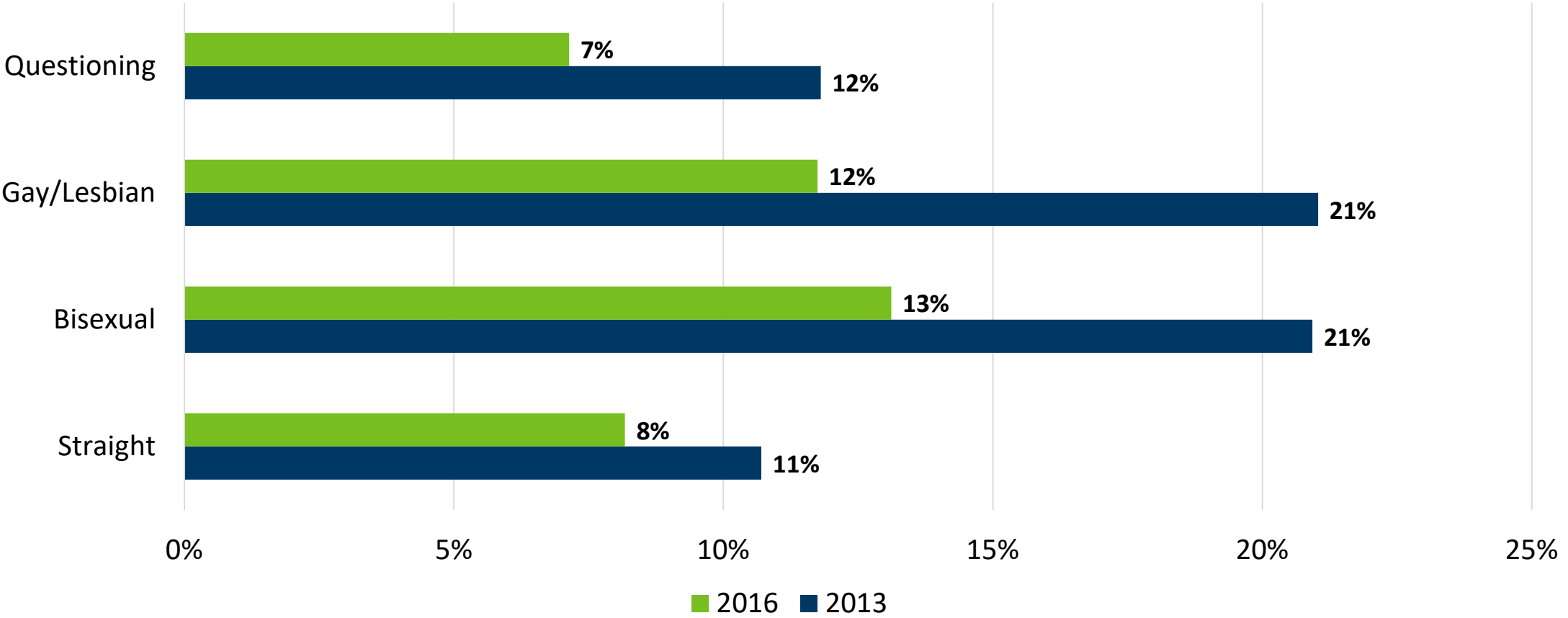
Q: During the last 30 days, on how many days did you smoke cigars, cigarillos or little cigars? (One or more days)



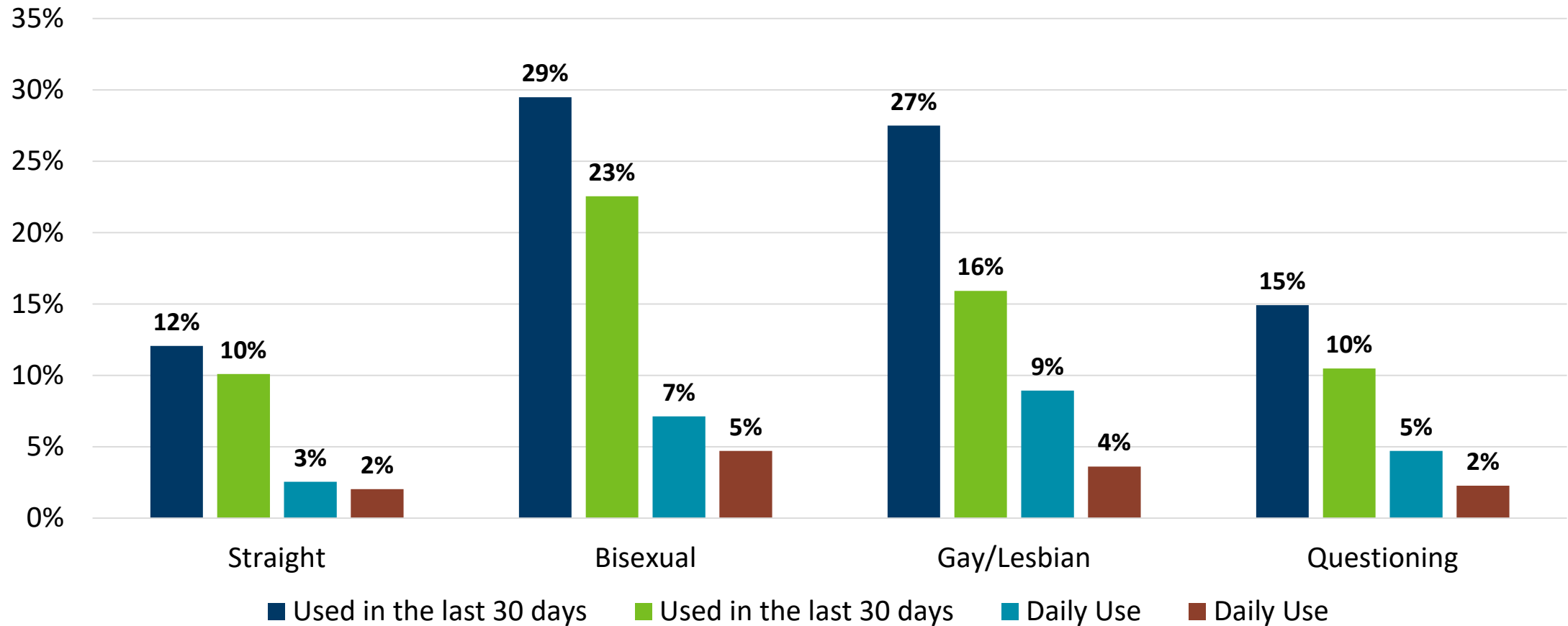
During the last 30 days, on how many days did you drink one or more drinks of an alcoholic beverage? (One or more days)



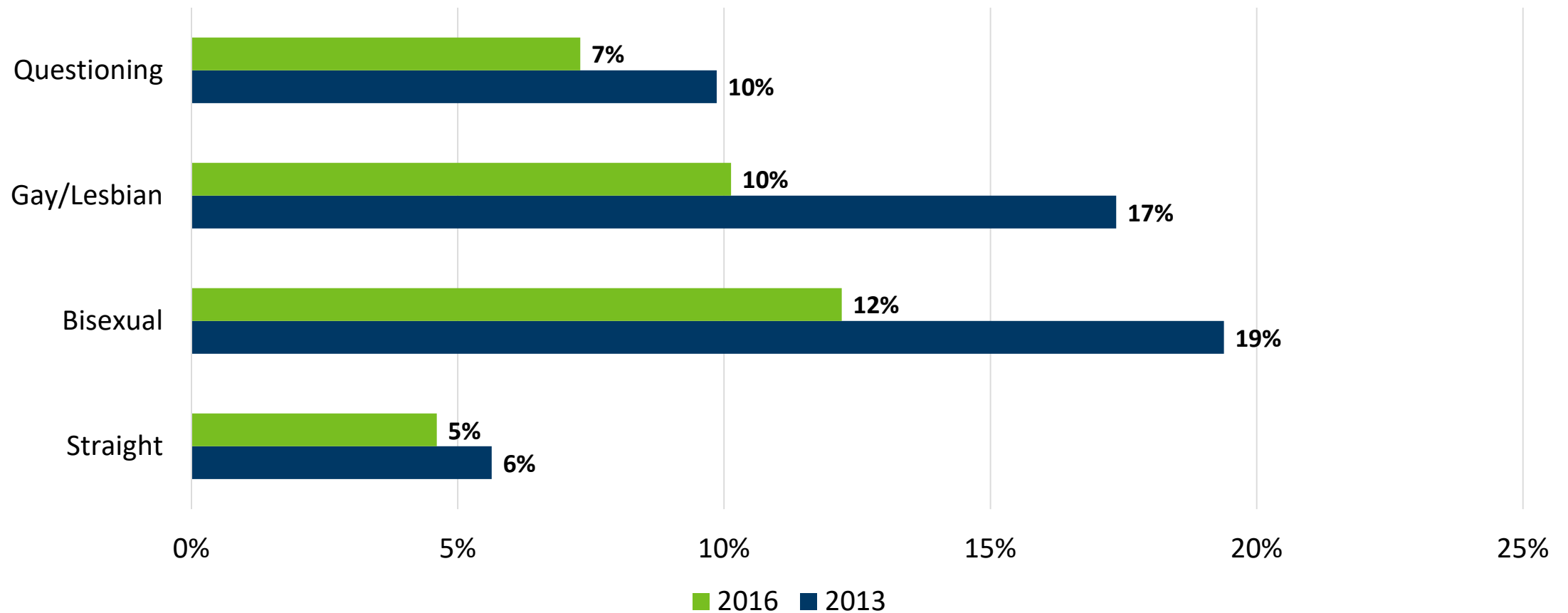
During the past 30 days, on how many days did you have 5 or more drinks in a row, that is, within a couple of hours? (One or more days)



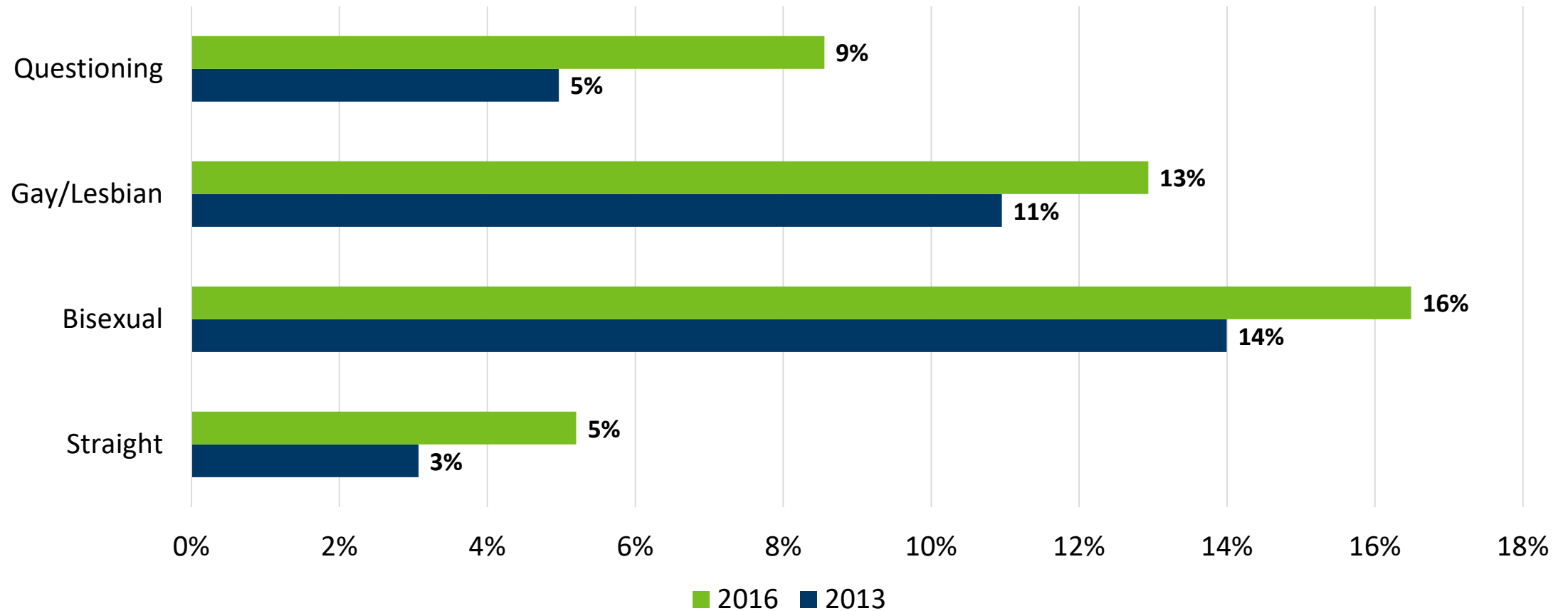
During the last 30 days, on how many days did you use marijuana or hashish? (One or more times)



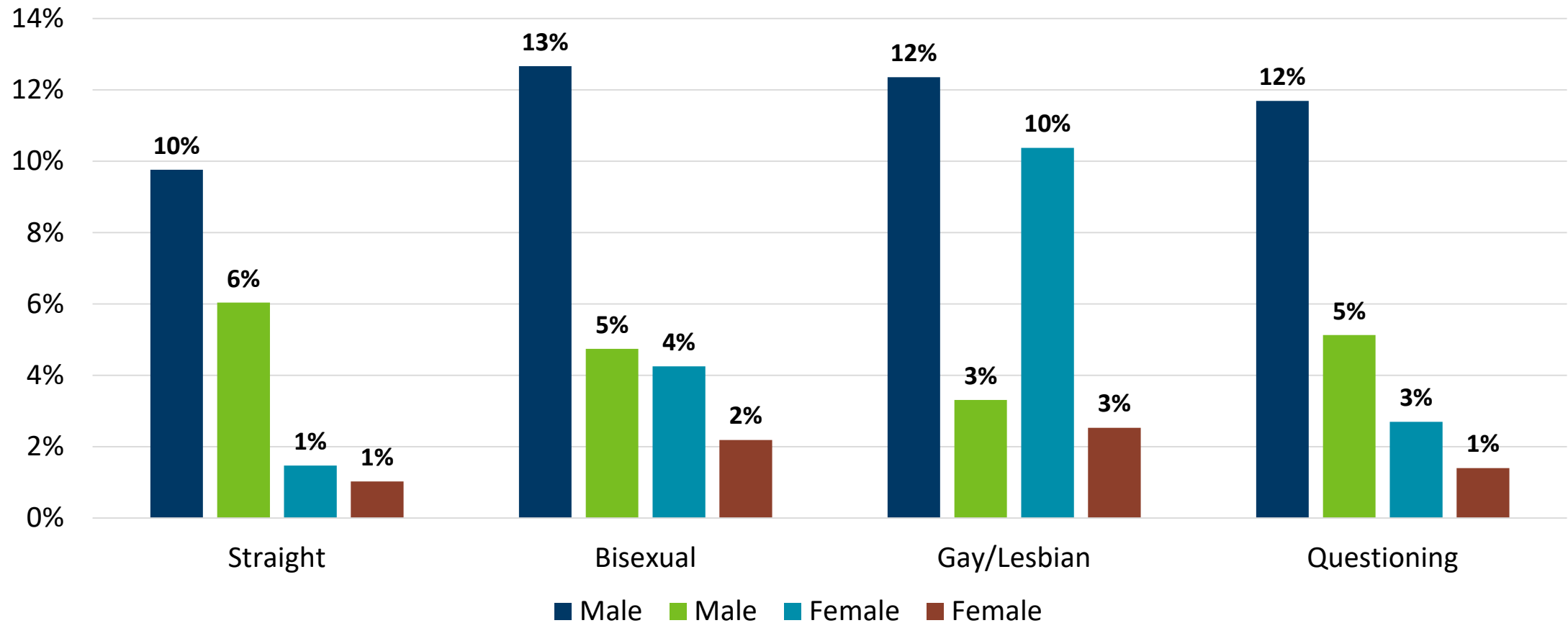
During the last 30 days, on how many days did you use prescription drugs not prescribed for you? (One or more days)



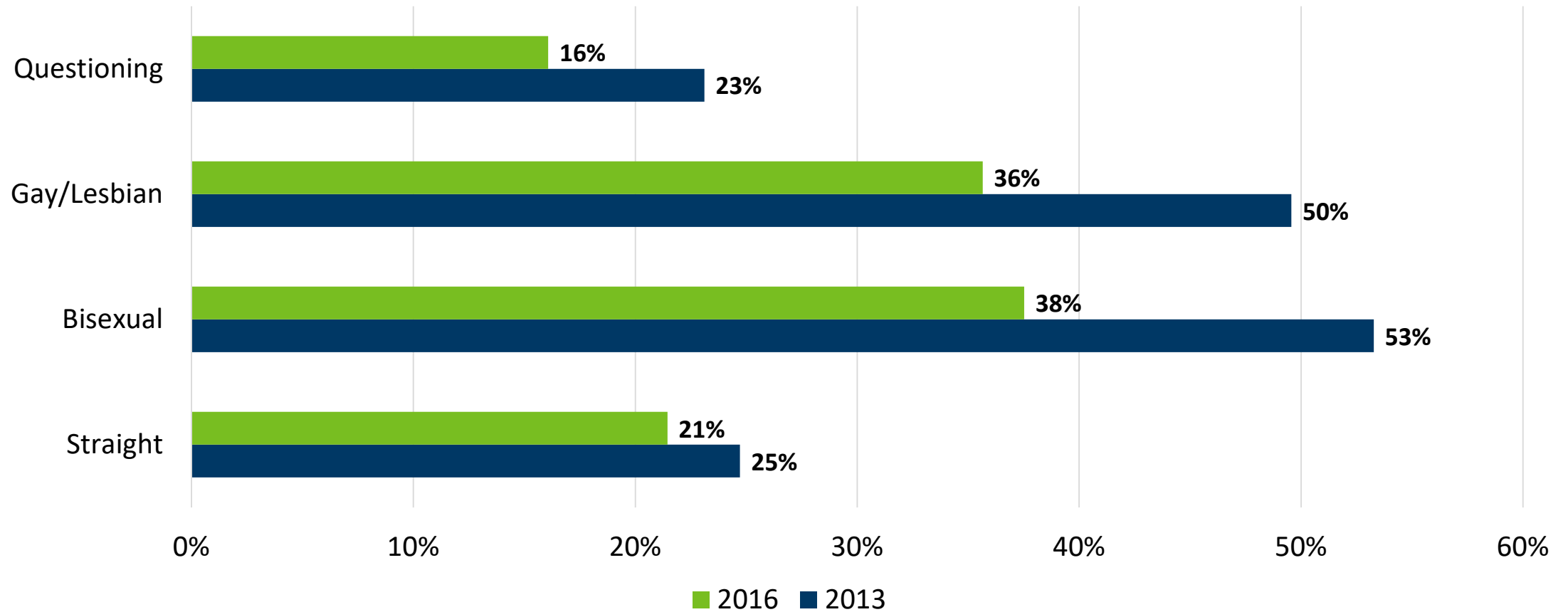
During the last 12 months, have you used any “other drugs” such as cocaine and crack, heroin, prescription drugs, stimulants, methamphetamine, MDMA (ecstasy), or LSD (acid)/ PCP, sniffing glue/breathing gases or contents of spray cans. (Yes)



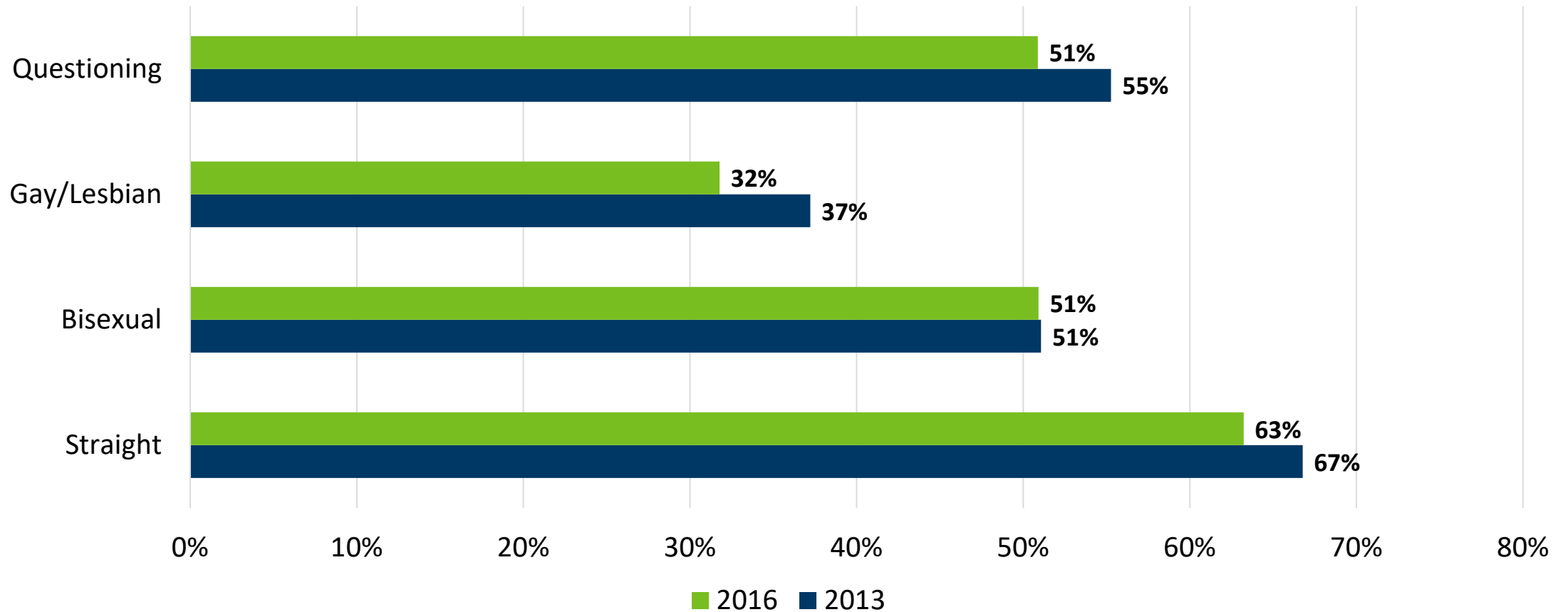
During the last 30 days, on how many days did you use chewing tobacco, snuff or dip? (One or more days)



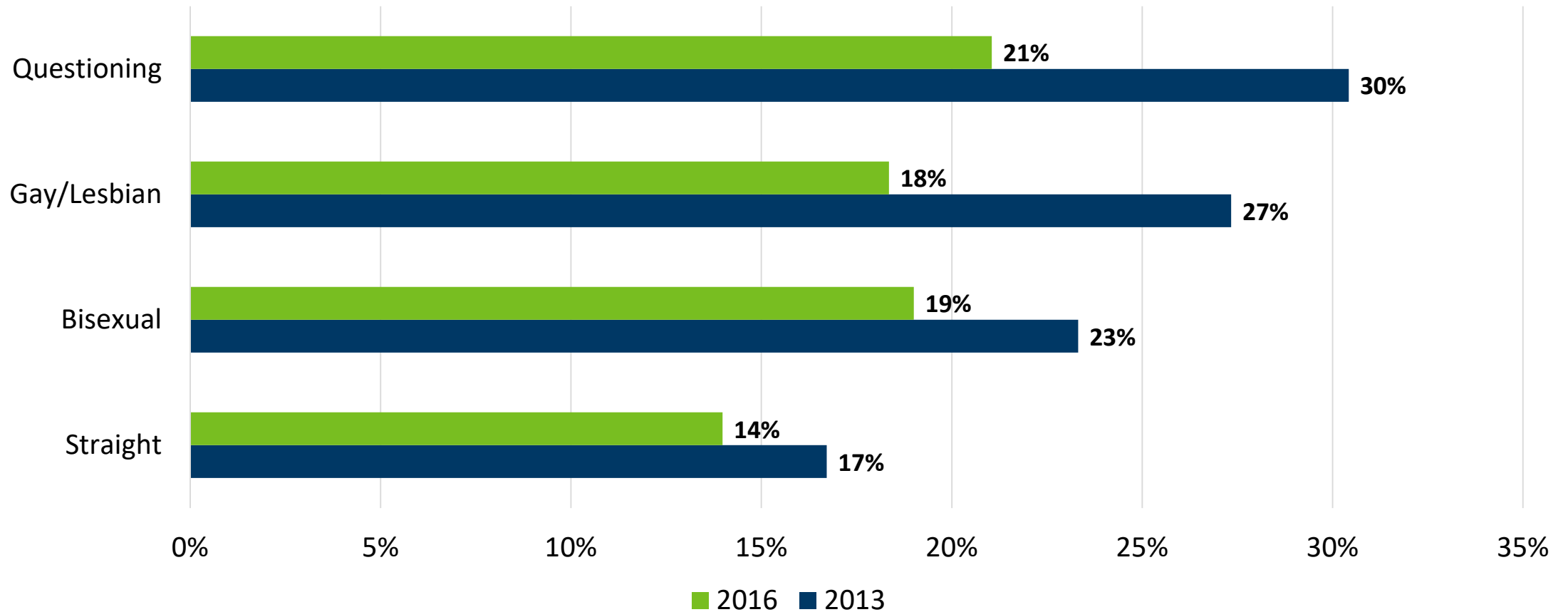
Have you ever had sexual intercourse ('had sex')? (Yes)



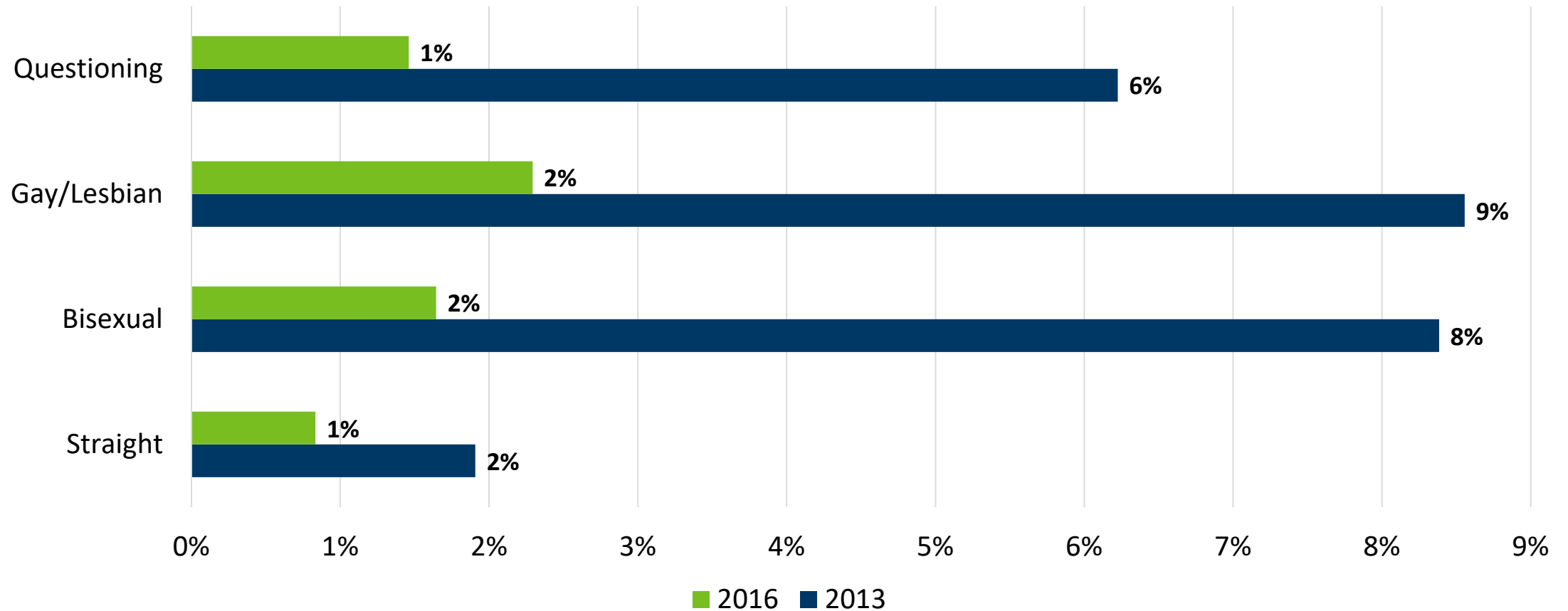
The LAST time you had sexual intercourse, did you or your partner use a condom? (Yes)



Did you drink alcohol or use drugs before you had sexual intercourse the LAST time? (Yes)



How many times have you been pregnant or gotten someone pregnant? (One or more times/Not sure)



- Mental Health
 - LGBTQ youth continue to report high rates of mental health problems
 - Especially long-term mental health
 - Treatment for mental health and alcohol is a difficult measure to interpret
- Physical Health
 - LGBTQ youth show minimal improvement but still report lower rates of physical wellness than straight students
- Behavior
 - Almost across the board, LGBTQ youth exhibit declining rates of risky behavior

- By many measures, the environmental conditions of LGBTQ youth are “improving”
 - These conditions are not reflected in their mental and physical health
 - They still trail the environmental experiences of straight students
- Many of the same recommendations found in *Invisible Youth* still apply
- We can, and WILL, work together to make the future a better place for LGBTQ youth, and all youth, in Minnesota

“All young people, regardless of sexual orientation or identity, deserve a safe and supportive environment in which to achieve their full potential.”

- Harvey Milk

Resources for more MSS information

- Department of Education
 - www.education.state.mn.us
- Department of Health
 - www.health.state.mn.us/divs/chs/mss/
- Department of Human Services
 - www.dhs.state.mn.us/mss
- Department of Public Safety
 - www.dps.mn.gov/divisions/ojp

Department of Education Data Analytics Page

- Allows for basic analysis by basic descriptors
- Provides results (only %'s) by one grade at a time

The screenshot shows a web browser window displaying the Minnesota Department of Education's Data Analytics page. The page features the MDE logo and navigation menu. The main heading is "Minnesota Student Survey Reports 2013-2016". Below the heading, there are options to "Download" or "PDF" the report, and a "Select Download Format" dropdown menu. A paragraph of text explains the survey's history and purpose. At the bottom, there is a form with dropdown menus for "Level", "Name", "Year", "Category", "Report", "Grade", and "Demographics", along with a "Run Report" button.

DEPARTMENT OF EDUCATION

Home About Students and Families Licensing Districts, Schools and Educators Data Center

MDE > Data Center > Data Reports and Analytics

Search Search

Download PDF

Select Download Format

Bookmark this page

The Minnesota Student Survey was developed in 1989 to monitor risk and protective behaviors among students. From 1989 through 2010, students in grades 6, 9, and 12 responded to the survey. Beginning in 2013, grade-levels changed to 5, 8, 9, and 11. While many categories remain consistent over time, others are adjusted to reflect current priority topics. Some categories include tobacco, alcohol, and other drug use; nutrition; physical activity; sexual behavior; school safety; mental health; and relationships. The survey is voluntary and anonymous. If a district-level table is not provided, either the district did not participate in the survey that year or the number of participating students was not large enough to provide an individual table. Read the list of questions included in each category and report for the [2013 survey](#) and the [2016 survey](#).

Level	State	▼
Name	Statewide	▼
Year	2016	▼
Category	Activities	▼
Report	ALL	▼
Grade	Grade 5	▼
Demographics	ALL	▼

Run Report

A group of business professionals are gathered around a table in a meeting. A woman in a green shirt is pointing at a laptop screen. A man in a blue shirt is looking at the screen. Another man in a blue shirt is looking at the woman. A woman in a blue shirt is writing in a notebook. A whiteboard with a diagram is visible in the background. A blue semi-transparent overlay is centered over the image, containing the text "Questions & Discussion" in white.

Questions & Discussion

Thank you!

Daniel Fernandez-Baca

dan.fernandez-baca@state.mn.us

651-201-5954 (office) | 651-335-1821 (mobile)